

Dell Systems Management Software Support Matrix Version 6.5 A02

[Introduction](#)

[Supported Dell OpenManage Systems Management Software](#)

[Supported Dell OpenManage Change Management Software](#)

[Supported Dell OpenManage Systems Management Consoles](#)

[Supported Dell Remote Access Controllers and Solutions](#)

[Supported Browsers](#)

[Network Interface Controllers and Supported Operating Systems](#)

[RAID Controller Supported Servers, Operating Systems, Firmware, and Driver Versions](#)

[Lifecycle Controller — Supported Dell Systems and Operating Systems](#)

Notes and Cautions



NOTE: A NOTE indicates important information that helps you make better use of your system.



CAUTION: A CAUTION indicates potential damage to hardware or loss of data if instructions are not followed.

Information in this publication is subject to change without notice.

© 2011 Dell Inc. All rights reserved.

Reproduction of these materials in any manner whatsoever without the written permission of Dell Inc. is strictly forbidden.

Trademarks used in this text: Dell™, OpenManage™, PowerEdge™, PowerConnect™, and PowerVault™ are trademarks of Dell Inc. Microsoft®, Windows®, Windows Server®, Windows Vista®, Internet Explorer®, Hyper-V®, and Active Directory® are either trademarks or registered trademarks of Microsoft Corporation in the United States and/or other countries. Red Hat® and Red Hat Enterprise Linux® are registered trademarks of Red Hat, Inc. in the United States and other countries. Novell® is a registered trademark and SUSE™ is a trademark of Novell Inc. in the United States and other countries. Intel® and EtherExpress® are registered trademarks of Intel Corporation, in the U.S. and other countries. VMware® is a registered trademark and ESX Server™ is a trademark of VMware, Inc. Citrix® and XenServer® are either registered trademarks or trademarks of Citrix Systems, Inc. in the United States and/or other countries. Firefox® is a registered trademark of Mozilla Foundation. Broadcom™ and NetXtreme™ are trademarks of Broadcom Corporation and/or its affiliates in the United States and certain other countries. Alteon™ and ACEnic™ are trademarks of Alteon WebSystems.

Other trademarks and trade names may be used in this publication to refer to either the entities claiming the marks and names or their products. Dell Inc. disclaims any proprietary interest in trademarks and trade names other than its own.

[Back to Contents Page](#)

Introduction

Dell Systems Management Software Support Matrix Version 6.5 A02

- [What's New for This Release](#)
- [Where Can I Find The Server Administrator Application?](#)
- [Structure of This Guide](#)
- [Supported GUI Languages](#)

The Dell Systems Management Software Support Matrix helps identify Dell OpenManage software and other Dell components supported on various Dell systems.

This guide is intended for system administrators and technicians who want to obtain information about the various Dell systems available, the operating systems supported by these systems, and the Dell OpenManage components that can be installed on these systems.

What's New for This Release

The following is the change in Dell OpenManage for this release:

- Support for SLES 10 SP4, RHEL 6.1, RHEL 5.7 x32 and RHEL 5.7 x64
- Support for ESX 4.1 U2, ESXi 5.0, and Citrix XenServer 6.0

Where Can I Find The Server Administrator Application?

Depending on the version of Dell OpenManage you are using, the Server Administrator is available on different media. See [Table 1-1](#) for more information.

Table 1-1. Server Administrator and Corresponding Media

Dell OpenManage Version	Available on Media
5.4 and later	<i>Dell Systems Management Tools and Documentation DVD</i>
5.3–5.3.2	<i>Dell Systems Console and Agent CD or the Dell Systems Management Tools and Documentation DVD</i>
4.3–5.2.3	<i>Dell PowerEdge Installation and Server Management CD</i>
3.0–4.2	<i>Systems Management CD</i>
2.2 and earlier	<i>Applications CD</i>

Structure of This Guide

This guide is organized on the basis of the Dell OpenManage suite of products and the operating systems on which these products are supported.

This guide contains the following chapters:

[Supported Dell OpenManage Systems Management Software](#)

This chapter contains information about Dell OpenManage systems management software on Dell systems running supported operating systems. Dell OpenManage systems management software includes:

- Dell OpenManage Server Administrator
- Dell Systems Build and Update Utility

[Supported Dell OpenManage Change Management Software](#)

This chapter contains information about Dell OpenManage change management software on Dell systems running supported operating systems. Dell OpenManage change management software includes:

- Dell Update Packages
- Server Update Utility

[Supported Dell OpenManage Systems Management Consoles](#)

This chapter contains information about Dell OpenManage systems management consoles on Dell systems running supported operating systems. Dell OpenManage systems management consoles include:

- Dell OpenManage IT Assistant
- Dell Management Console
- DRAC tools that include RACADM and VMCLI

- BMC Management Utility (BMU) and IPMItool out-of-band
- IPMItool in-band

[Supported Dell Remote Access Controllers and Solutions](#)

This chapter contains information about Dell Remote Access Controllers (DRAC) and Integrated Dell Remote Access Controllers (iDRAC) versions and firmware, as well as supported Baseboard Management Controllers (BMC) and Chassis Management Controllers (CMC) IPMI protocol versions.

[Supported Browsers](#)

This chapter lists supported browsers on various operating systems for Dell systems.

[Network Interface Controllers and Supported Operating Systems](#)

This chapter contains information about Network Interface Controllers and Supported Operating Systems.

[RAID Controller Supported Servers, Operating Systems, Firmware, and Driver Versions](#)

This chapter contains information about RAID controller supported servers, version of the Storage Management Service, Dell System Management version, Firmware version number required for a particular controller, and Supported operating systems, where each operating system requires a specific driver.

Supported GUI Languages

Dell OpenManage is localized into French, German, Spanish, Japanese, and Simplified Chinese. Dell OpenManage software is localized according to the matrix in the following table. Dell OpenManage does not support languages outside of this table.

[Table 1-2](#) plots the language of the Dell OpenManage GUI against the operating system languages.

Table 1-2. Supported Dell OpenManage GUI Languages

Dell OpenManage GUI Languages	English Operating System	French Operating System	German Operating System	Spanish Operating System	Simplified Chinese Operating System	Japanese Operating System	Korean Operating System	Traditional Chinese Operating System	Turkish Operating System
English	X	X	X	X	X	X	X	X	X
French		X							
German			X						
Spanish				X					
Simplified Chinese					X				
Japanese						X			
Korean									
Traditional Chinese									

[Back to Contents Page](#)


[Back to Contents Page](#)

Supported Browsers

Dell Systems Management Software Support Matrix Version 6.5 A02

Table 6-1. Supported Browsers Dell for OpenManage in Dell systems.

Operating System	Microsoft Windows Server 2003	Microsoft Windows Server 2003 x64	Microsoft Windows Server 2008	Windows Server 2008 x64	Microsoft Windows Server 2008 R2 x64	Microsoft Windows XP x86	Microsoft Windows Vista x86	Microsoft Windows Vista x64	Microsoft Windows 7.0 x86	Microsoft Windows 7.0 x64	SUSE Linux Enterprise Server 10 (x86_64) SP4	SUSE Linux Enterprise Server 11 (x86_64) SP1	Red Hat Enterprise Linux 5.5 x86	Red Hat Enterprise Linux 5.5 x86_64	Red Hat Enterprise Linux 5.7 x86	Red Hat Enterprise Linux 6.0 x86_64	Red Hat Enterprise Linux 6.1 x86_64	
Service Pack	SP2	SP2	SP2	SP2		SP3	SP2	SP2			SP3	SP1						
Browser	Internet Explorer 7.0 Internet Explorer 8.0 Firefox 3.5 Firefox 3.6	Internet Explorer 7.0 Internet Explorer 8.0 Internet Explorer 8.0 x64 Firefox 3.5 Firefox 3.6	Internet Explorer 7.0 Internet Explorer 8.0 Firefox 3.5 Firefox 3.6	Internet Explorer 7.0 Internet Explorer 8.0 Internet Explorer 8.0 x64 Firefox 3.5 Firefox 3.6	Internet Explorer 8.0 Internet Explorer 8.0 x64 Firefox 3.5 Firefox 3.6 Firefox 3.6 x64	Internet Explorer 7.0 Internet Explorer 8.0 Firefox 3.5	Internet Explorer 7.0 Internet Explorer 8.0 Firefox 3.5 Firefox 3.6	Internet Explorer 7.0 Internet Explorer 8.0 Internet Explorer 8.0 x64 Firefox 3.5 Firefox 3.6	Internet Explorer 8.0 Firefox 3.5 Firefox 3.6 Firefox 3.6 x64	Internet Explorer 8.0 Firefox 3.5 Firefox 3.6 Firefox 3.6 x64	Internet Explorer 8.0 Firefox 3.5 Firefox 3.6 Firefox 3.6 x64	Native	Native	Native	Native	Native	Native	Native

 **NOTE:** On 64 bit operating systems with WOW64 component, IT Assistant can be launched only in 32-bit Web browsers.

 **NOTE:** For the latest information, see the readme file for the specific product available on support.dell.com/manuals. On this page, click **Software > Systems Management > Dell OpenManage Releases**. Select the OpenManage Release version and then select the appropriate product to view the readme file.

[Back to Contents Page](#)

[Back to Contents Page](#)

Supported Dell OpenManage Systems Management Software

Dell Systems Management Software Support Matrix Version 6.5 A02

- [Supported Dell OpenManage Systems Management Software on Microsoft Windows Operating Systems](#)
- [Supported Dell OpenManage Systems Management Software on Linux Operating Systems](#)
- [Supported Dell OpenManage Systems Management Software on Virtualization Operating Systems](#)

Dell OpenManage systems management software is a suite of application programs for Dell systems. This software allows you to manage your system with proactive monitoring, notification, and remote access.

Dell OpenManage systems management software can be divided into:

- Dell OpenManage Server Administrator

Dell OpenManage Server Administrator is a comprehensive, one-to-one systems management solution, designed for system administrators, to manage systems locally and remotely on a network.

Server Administrator comprises the following services:

- Server Administrator Web Server
- Server Instrumentation
- Remote Enablement
- Remote Access Controller
- Storage Management

For more information about Dell OpenManage Server Administrator, see the *Dell OpenManage Server Administrator User's Guide*. This guide is available on the Dell Support website at support.dell.com/manuals.

- Dell Systems Build and Update Utility

Dell Systems Build and Update Utility is designed to speed up the setup and performance of Dell systems. Dell Systems Build and Update Utility provides a series of intuitive and easy-to-follow interview screens that help guide you through the server installation process.

For more information about Systems Build and Update Utility, see the *Dell Systems Build and Update Utility User's Guide* available on the Dell Support website at support.dell.com/manuals.

Documentation Conventions for Dell Systems

[Table 2-1](#) lists the supported Dell OpenManage 6.5 A02 installation and systems management software on systems running supported Microsoft Windows operating systems.

Table 2-1. Documentation Conventions for Dell Systems

x8xx	x9xx	xx0x	xx 1x
800	1900	M600	M610
830	1950	M605	M710
840	1955	M805	M710HD
850	2900	M905	M910
860	2950	R200	R510
1800	2970	R300	R610
1850	6950	R805	R710
1855	PowerVault DL2000	R900	R715
2800		R905	R815
2850		T100	R910
6800		T105	T110
6850		T300	T310
		T605	T610
			T710
			PowerVault DL2200
			PowerVault DX6000
			PowerVault NX200
			PowerVault NX300
			PowerVault NX3000
			PowerVault NX3100

Supported Dell OpenManage Systems Management Software on Microsoft Windows Operating Systems

[Table 2-2](#) lists the supported Dell OpenManage 6.5 A02 installation and systems management software on systems running supported Microsoft Windows operating systems.


- An X in the intersection of the operating system and the Dell system columns indicates that Server Administrator and Dell Systems Build and Update Utility are supported on that operating system for the corresponding system.


- An asterisk (*) in the intersection of the operating system and the Dell system columns indicates operating system support for Dell systems that do not support Dell OpenManage software.


Table 2-2. Supported Dell OpenManage 6.5 A02 Systems Management Software on Systems Running Microsoft Windows Operating Systems

Dell System				Microsoft Windows Server 2003 R2 x86 and x64	Microsoft Windows Server 2003	Microsoft Windows Server 2008 R2 x64	Microsoft Windows Server 2008 R2 x64	Microsoft Windows Server 2008 x86 and x64	Microsoft Windows Server 2008 x86 and x64	Microsoft Windows Small Business Server 2011	Microsoft Windows Server 2008 R1 and R2	Microsoft Windows Storage Server 2008	Microsoft Windows Storage Server 2008	Microsoft Windows Storage Server 2008	Microsoft Windows Storage Server 2008
	Edition	Data Center	Web	Standard and Enterprise	Compute Cluster Edition	Foundation Standard, and Enterprise	Foundation Standard, and Enterprise	Foundation, Standard, and Enterprise	Standard and Enterprise	Standard, Premium Add-on	HPC Edition	Basic	Standard	Enterprise	Workgroup
	Service Pack			SP2			SP1	SP2	SP1			SP2	SP2	SP2	SP2
R200		X		X		X	X	X	X	X					
R210		X		X		X	X	X	X	X					
R210 II		X				X	X	X	X	X					
R300		X		X		X	X	X	X	X					
R310		X		X		X	X	X	X	X					
R410		X	X	X		X	X	X	X	X	X				
R415		X	X	X		X	X	X	X	X	X				
R510			X	X		X	X	X	X	X					
R515		X	X	X		X	X	X	X	X					
R610		X	X	X		X	X	X	X	X	X				
R710		X	X	X		X	X	X	X	X	X				
R715		X	X	X		X	X	X	X	X	X				
R805			X	X		X	X	X	X	X					
R810			X	X		X	X	X	X						
R815			X	X		X	X	X	X		X				
R900			X	X		X	X	X	X	X					
R905			X	X		X	X	X	X	X					
R910		X	X	X		X	X	X	X						
M600			X	X	X	X	X	X	X						
M605			X	X	X	X	X	X	X						
M610			X	X		X	X	X	X		X				
M610x		X	X	X		X	X	X	X		X				
M710			X	X		X	X	X	X		X				
M710HD			X	X		X	X	X	X						
M805		X	X	X		X	X	X	X						
M905			X	X		X	X	X	X						
M910		X	X	X		X	X	X	X						
T100				*		*	*	*	*	*					
T105				*		*	*	*	*	*					
T110				X		X	X	X	X	X					
T110 II		X				X	X	X	X	X					
T300				X		X	X	X	X	X					
T310				X		X	X	X	X	X					
T410			X	X		X	X	X	X	X					
T605				X		X	X	X	X	X					
T610			X	X		X	X	X	X	X					
T710			X	X		X	X	X	X	X					
PowerVault DL2000		X	X	X		X	X	X	X	X					
PowerVault DL2100		X	X	X		X	X	X	X	X					
PowerVault DL2200		X	X			X	X	X	X	X					
DP100		X	X	X		X	X	X	X	X					
PowerVault DX6000		X	X	X	X	X	X	X	X	X					
FS7500		X	X	X		X	X	X	X	X					
NF100		X	X	X		X	X	X	X	X					
PowerVault NX1950		X	X	X		X	X	X	X	X					
PowerVault												X			

NX200																
PowerVault NX300		X	X	X	X	X	X	X	X	X	X			X		X
PowerVault NX3000		X	X	X		X	X	X	X	X	X			X	X	
PowerVault NX3100		X	X	X		X	X	X	X	X	X			X		
PowerVault NX3500													X	X	X	X
PowerEdge 1900				X		X	X	X	X	X	X					
PowerEdge 1950		X	X	X	X	X	X	X	X	X	X					
PowerEdge 1955			X	X	X	X	X	X	X	X	X					
PowerEdge 2900			X	X		X	X	X	X	X	X					
PowerEdge 2950		X	X	X	X	X	X	X	X	X	X					
PowerEdge 2970		X	X	X	X	X	X	X	X	X	X					
PowerEdge 6950			X	X		X	X	X	X	X	X					
PowerEdge SC1425		*	*	*		*	*	*	*	*	*					
PowerEdge SC1430				*		*	*	*	*	*	*					
PowerEdge SC1435		*		*	*	*	*	*	*	*	*					
PowerEdge SC420		*	*	*		*	*	*	*	*	*					
PowerEdge SC430		*	*	*		*	*	*	*	*	*					
PowerEdge SC440				*		*	*	*	*	*	*					
PowerEdge 1800				X		X	X	X	X	X	X					
PowerEdge 1850		X	X	X		X	X	X	X	X	X					
PowerEdge 1855			X	X		X	X	X	X	X	X					
PowerEdge 2800				X		X	X	X	X	X	X					
PowerEdge 2850		X	X	X		X	X	X	X	X	X					
PowerEdge 6800				X		X	X	X	X	X	X					
PowerEdge 6850			X	X		X	X	X	X	X	X					
PowerEdge 800		X	X	X		X	X	X	X	X	X					
PowerEdge 830				X		X	X	X	X	X	X					
PowerEdge 840				X		X	X	X	X	X	X					
PowerEdge 850		X		X		X	X	X	X	X	X					
PowerEdge 860		X		X		X	X	X	X	X	X					
PowerVault 500		X	X	X		X	X	X	X	X	X					
PowerVault 600		X	X	X		X	X	X	X	X	X					
PowerVault 100		X	X	X		X	X	X	X	X	X					

 **NOTE:** Dell PowerVault DL2100 supports the installation of only the Windows Server 2008 x64 Standard Edition with SP2 or higher operating system.

 **NOTE:** Dell PowerVault DL2000 supports the installation of only the Windows Server 2008 x64 Standard Edition with SP1 or higher operating system.

 **NOTE:** Dell PowerVault DL2200 supports the installation of only the Windows Server 2008 x64 Standard Edition with SP2 or higher operating system.

Supported Dell OpenManage Systems Management Software on Linux Operating Systems

Table 2-3 lists the supported Dell OpenManage 6.5 A02 installation and systems management software on systems running supported Linux operating system.

- An X in the intersection of the operating system and the Dell system columns indicates that Server Administrator and Dell Systems Build and Update Utility are supported on that operating system for the corresponding Dell system.

Table 2-3. Supported Dell OpenManage Systems Management Software on Systems Running Linux Operating Systems

Dell System	SUSE Linux Enterprise Server 10 (x86_64) SP4	SUSE Linux Enterprise Server 11 (x86_64) SP1	Red Hat Enterprise Linux 5.5 x86	Red Hat Enterprise Linux 5.5 x86_x64	Red Hat Enterprise Linux 5.7 x86	Red Hat Enterprise Linux 5.7 x86_x64	Red Hat Enterprise Linux 6.0 x86_x64	Red Hat Enterprise Linux 6.1 x86_64
R200	X	X	X	X	X	X	X	X
R210	X	X	X	X	X	X	X	X
R210 II	X	X	X	X	X	X	X	X
R300	X	X	X	X	X	X	X	X
R310	X	X	X	X	X	X	X	X
R410	X	X	X	X	X	X	X	X
R415	X	X		X		X	X	X
R510	X	X	X	X	X	X	X	X
R515	X	X		X		X	X	X
R610	X	X	X	X	X	X	X	X
R710	X	X	X	X	X	X	X	X
R715	X	X		X		X	X	X
R805	X	X	X	X	X	X	X	X
R810	X	X	X	X	X	X	X	X
R815	X	X		X		X	X	X
R900	X	X	X	X	X	X	X	X
R905	X	X	X	X	X	X	X	X
R910	X	X	X	X	X	X	X	X
M600	X	X	X	X	X	X	X	X
M605	X	X	X	X	X	X	X	X
M610	X	X	X	X	X	X	X	X
M610x	X	X	X	X	X	X	X	X
M710	X	X	X	X	X	X	X	X
M710HD	X	X	X	X	X	X	X	X
M805	X	X	X	X	X	X	X	X
M905	X	X	X	X	X	X	X	X
M910	X	X	X	X	X	X	X	X
T100	*	*	*	*	*	*	*	*
T105	*	*	*	*	*	*	*	*
T110	X	X	X	X	X	X	X	X
T110 II		X			X	X	X	X
T300	X	X	X	X	X	X	X	X
T310	X	X	X	X	X	X	X	X
T410	X	X	X	X	X	X	X	X
T605	X	X	X	X	X	X	X	X
T610	X	X	X	X	X	X	X	X
T710	X	X	X	X	X	X	X	X
PowerEdge 1900	X	X	X	X	X	X	X	X
PowerEdge 1950	X	X	X	X	X	X	X	X
PowerEdge 1955	X	X	X	X	X	X	X	X
PowerEdge 2900	X	X	X	X	X	X	X	X

PowerEdge 2950	X	X	X	X	X	X	X	X
PowerEdge 2970	X	X	X	X	X	X	X	X
PowerEdge 6950	X	X	X	X	X	X	X	X
PowerEdge SC1430	*							
PowerEdge SC1435	*	*	*	*	*	*		
PowerEdge SC440	*	*	*	*	*	*		
PowerEdge SC840	X	X	X	X	X	X		
PowerEdge 6800	X	X	X					
PowerEdge 6850	X	X	X					

Supported Dell OpenManage Systems Management Software on Virtualization Operating Systems

Table 2-4 lists the supported Dell OpenManage 6.5 A02 installation and systems management software on systems running supported virtualization operating system.

- An X in the intersection of the operating system and the Dell system columns indicates that Server Administrator and Dell Systems Build and Update Utility are supported on that operating system for the corresponding Dell system.

Table 2-4. Supported Dell OpenManage Systems Management Software on Systems Running Virtualization Operating Systems

Dell System	VMware							Microsoft		Citrix	
	ESX 4.0 U3	ESXi 4.0 U3 (HDD)	ESXi 4.0 U3 (Flash)	ESX 4.1 U2	ESXi 4.1 U2 (HDD)	ESXi 4.1 U2 (Flash)	ESXi 5.0	Hyper-V for Windows 2008	Hyper-V R2 for Windows 2008	XenServer 5.6 FP1 (HDD)	XenServer 6.0
R200	X	X		X	X		X	X	X		
R210	X	X		X	X		X	X	X	X	X
R210 II	X	X		X	X		X	X	X	X	X
R300	X	X		X	X		X	X	X	X	X
R310	X	X		X	X		X	X	X	X	X
R410	X	X		X	X		X	X	X	X	X
R415	X	X		X	X		X	X	X	X	X
R510	X	X	X	X	X	X	X	X	X	X	X
R515	X	X		X	X		X	X	X	X	X
R610	X	X	X	X	X	X	X	X	X	X	X
R710	X	X	X	X	X	X	X	X	X	X	X
R715	X	X	X	X	X	X	X	X	X	X	X
R805	X	X	X	X	X	X	X	X	X	X	X
R810	X	X	X	X	X	X	X	X	X	X	X
R815	X	X	X	X	X	X	X	X	X	X	X
R900	X	X	X	X	X	X	X	X	X	X	X
R905	X	X	X	X	X	X	X	X	X	X	X
R910	X	X	X	X	X	X	X	X	X	X	X
M600	X	X		X	X		X	X	X	X	X
M605	X	X		X	X		X	X	X	X	X
M610	X	X		X	X		X	X	X	X	X
M610x	X	X	X	X	X	X	X	X	X	X	X
M710	X	X	X	X	X	X	X	X	X	X	X
M710HD	X	X	X	X	X	X	X	X	X	X	X
M805	X	X	X	X	X	X	X	X	X	X	X
M905	X	X	X	X	X	X	X	X	X	X	X
M910	X	X	X	X	X	X	X	X	X	X	X
T100	*	*		*	*		*	*	*		
T105	No Support	No Support		No Support	No Support		No Support	*	*		
T110	X	X		X	X		X	X	X	X	X
T110 II	X	X		X	X		X	X	X	X	X
T300	X	X		X	X		X	X	X	X	X

T310	X	X		X	X		X	X	X	X	X
T410	X	X		X	X		X	X	X	X	X
T605	X	X		X	X		X	X	X		
T610	X	X	X	X	X	X	X	X	X	X	X
T710	X	X	X	X	X	X	X	X	X	X	X
PowerEdge 1950	X	X	Support only on 1950 III	X	X	Support only on 1950 III	X	X	X	X	X
PowerEdge 1955	X	X		X	X		X	X	X		
PowerEdge 2900	X	X	Support only on 2900 III	X	X	Support only on 2900 III	X	X	X	X	X
PowerEdge 2950	X	X	Support only on 2950 III	X	X	Support only on 2950 III	X	X	X	X	X
PowerEdge 2970	X	X	X	X	X	X	X	X	X		
PowerEdge 6950	X	X		X	X		X	X	X		
PowerEdge 1850	X	X		X	X		No Support	X	X	X	X
PowerEdge 2800	X	X		X	X		No Support	X	X		
PowerEdge 2850	X	X		X	X		No Support	X	X		
PowerEdge 6800	X	X		X	X		No Support	X	X		
PowerEdge 6850	X	X		X	X		No Support	X	X		

 **NOTE:** On Servers R810, R910 and M910, only ESX 4.0 and ESXi 4.0 U3 are supported on Intel Xeon 6500 series and 7500 series processors.

[Back to Comments Page](#)
 **NOTE:** On Servers R715 and R815, only ESX 4.0 and ESXi 4.0 U3 are supported on Intel Xeon 6500 series and 7500 series processors.

[Back to Contents Page](#)

Network Interface Controllers and Supported Operating Systems

Dell Systems Software Support Matrix Version 6.5 A02

- [Overview](#)
- [NIC Drivers and Operating Systems](#)

Overview

The drivers required for a Network Interface Card (NIC) depend on the operating system installed on your system.


[Table 7-1](#) shows the relationship between NICs supported by Dell OpenManage Server Administrator and the drivers that they require on each supported operating system.

NIC Drivers and Operating Systems

To determine required drivers for NIC systems management, locate your NIC manufacturer in [Table 7-1](#), and the operating system that is installed on your system.

Table 7-1. NIC Manufacturers and Drivers Required for Supported Operating Systems

NIC Product Name	Microsoft Windows 2003 Family	Microsoft Windows 2008 Family	Red Hat Enterprise Linux Server 5.5	SUSE Linux Enterprise Server (version 11) SP1	SUSE Linux Enterprise Server (version 10 SP4)
Broadcom NetXtreme Family of Adapters (5721, 5722)	16.2.0	16.2.0	16.2.0	16.2.0	16.2.0
Broadcom NetXtreme II Family of Adapters (BCM5708, BCM5709)	16.2.0	16.2.0	16.2.0	16.2.0	16.2.0
Broadcom NetXtreme II Family of Adapters 10GbE (BCM57710)	16.2.0	16.2.0	16.2.0	16.2.0	16.2.0
Broadcom Family of Converged Network Adapters 10GbE (BCM57712-k)	16.2.0	16.2.0	16.2.0	16.2.0	16.2.0
Intel PCI-E Family of Adapters 10 GbE and 1 GbE	12.5.2	12.5.2	12.5.2	12.5.2	12.5.2
Brocade Family of Converged Network Adapters (BR1741M-k)	2.3.0.0	2.3.0.0	2.3.0.0	2.3.0.0	2.3.0.0

 **NOTE:** Dell no longer supports following NICs: **3COM 3C98x Family of Adapters** and **Alteon ACEnic Copper Gigabit**.

[Back to Contents Page](#)

[Back to Contents Page](#)

Supported Dell OpenManage Change Management Software

Dell Systems Management Software Support Matrix Version 6.5 A02

- [Supported Change Management Software on Microsoft Windows Operating Systems](#)
- [Supported Change Management Software on Linux Operating Systems](#)
- [Supported Change Management Software on Virtualization Operating Systems](#)

Dell OpenManage change management software is a set of tools enables you to update Dell systems easily. It is also an efficient way to manage hardware, software, and operating system updates.

Dell OpenManage change management software comprises of:

- Dell Update Packages

A Dell Update Package (DUP) is a self-contained executable in a standard package format. Each Update Package is designed to update a single software component on a Dell system.

Dell Update Packages allow administrators to update a wide range of system components simultaneously and apply scripts to similar sets of Dell systems to bring system software components up to the same version levels.

For more information on DUPs, see the *Dell Update Packages User's Guide* available on the Dell Support website at support.dell.com/manuals.

- Server Update Utility

Dell OpenManage Server Update Utility (SUU) is a DVD-based application for identifying and applying updates to a Dell system. You can use SUU to update your Dell system or to view the updates available for any system supported by SUU.

SUU compares the versions of components currently installed on your system with update components packaged on the *Dell Server Updates* DVD. SUU then displays a comparison report of the versions and provides the option of updating the components.

For more information on SUU, see the *Dell OpenManage Server Update Utility User's Guide* available on the Dell Support website at support.dell.com/manuals.



NOTE: Server Update Utility is used for server updates and may not work on newly released Dell systems that do not receive any server updates.

Supported Change Management Software on Microsoft Windows Operating Systems

[Table 3-1](#) lists the supported Dell OpenManage 6.5 A02 change management software on systems running supported Microsoft Windows operating system.

- A D in the intersection of the operating system and the Dell system columns indicates support for Dell Update Packages.
- An S in the intersection of the operating system and the Dell system columns indicates support for Server Update Utility.
- An asterisk (*) in the intersection of the operating system and the Dell system columns indicates operating system support for Dell systems that do not support Dell OpenManage software.




NOTE: Server Update Utility is used for server updates and may not work on newly released Dell systems that do not receive any server updates.


Table 3-1. Supported Dell OpenManage Change Management Software on Systems Running Microsoft Windows Operating Systems


Dell System		Microsoft Windows Server 2008 R2 x64	Microsoft Windows Server 2008 R2 x64	Microsoft Windows Server 2008 x86 and x64	Microsoft Windows Small Business Server 2011	Windows Server 2003 R2 x86 and x64	Windows Server 2003	Microsoft Windows Server 2008	Microsoft Windows Storage Server 2008
	Edition	Foundation Standard, Enterprise, Data Center and Web	Foundation Standard, Enterprise, Data Center and Web	Foundation Standard, Enterprise, Data Center and Web	Standard, Premium Add-on	Standard, Enterprise, Data Center and Web	Compute Cluster Edition	HPC Edition	Basic, Standard, Enterprise and Workgroup
	Service		SP1	SP2		SP2			SP2

	Pack								
R200		D, S	D, S	D, S	D, S	D, S			
R210		D, S	D, S	D, S	D, S	D, S			
R210 II		D, S	D, S	D, S	D, S	D, S	D, S	D, S	
R300		D, S	D, S	D, S	D, S	D, S			
R310		D, S	D, S	D, S	D, S	D, S			
R410		D, S	D, S	D, S	D, S	D, S			
R415		D, S	D, S	D, S	D, S	D, S	D, S	D, S	D, S
R510		D, S	D, S	D, S	D, S	D, S		D, S	
R515		D, S	D, S	D, S	D, S	D, S	D, S	D, S	D, S
R610		D, S	D, S	D, S	D, S	D, S		D, S	
R710		D, S	D, S	D, S	D, S	D, S		D, S	
R715		D, S	D, S	D, S		D, S			
R805		D, S	D, S	D, S		D, S		D, S	
R810		D, S	D, S	D, S		D, S			
R815		D, S	D, S	D, S		D, S			
R900		D, S	D, S	D, S		D, S			
R905		D, S	D, S	D, S		D, S			
R910		D, S	D, S	D, S		D, S			
M600		D, S	D, S	D, S		D, S	D, S	D, S	
M605		D, S	D, S	D, S		D, S	D, S	D, S	
M610		D, S	D, S	D, S		D, S		D, S	
M710		D, S	D, S	D, S		D, S		D, S	
M710HD		D, S	D, S	D, S		D, S		D, S	
M805		D, S	D, S	D, S		D, S			
M905		D, S	D, S	D, S		D, S			
M910		D, S	D, S	D, S		D, S			
T100		*	*	*	*	*			
T105		*	*	*	*	*			
T110		D, S	D, S	D, S	*	D, S		D, S	
T110 II		D, S	D, S	D, S	D, S	D, S	D, S	D, S	
T300		D, S	D, S	D, S	D, S	D, S			
T310		D, S	D, S	D, S	D, S	D, S		D, S	
T410		D, S	D, S	D, S	D, S	D, S			
T605		D, S	D, S	D, S	D, S	D, S			
T610		D, S	D, S	D, S	D, S	D, S			
T710		D, S	D, S	D, S	D, S	D, S			
6950		D, S	D, S	D, S		D, S			
2970		D, S	D, S	D, S	D, S	D, S	D, S	D, S	
2950		D, S	D, S	D, S	D, S	D, S	D, S	D, S	D, S
2900		D, S	D, S	D, S	D, S	D, S			D, S
1955		D, S	D, S	D, S		D, S	D, S		
1950		D, S	D, S	D, S	D, S	D, S	D, S	D, S	
1900		D, S	D, S	D, S	D, S	D, S			
6850		D, S	D, S	D, S		D, S			
6800		D, S	D, S	D, S		D, S			
2850		D, S	D, S	D, S	D, S	D, S			

2800		D, S	D, S	D, S	D, S	D, S			
1855		D, S	D, S	D, S		D, S			
1850		D, S	D, S	D, S	D, S	D, S			
1800		D, S	D, S	D, S	D, S	D, S			
860		D, S	D, S	D, S	D, S	D, S			
850		D, S	D, S	D, S	D, S	D, S			
840		D, S	D, S	D, S	D, S	D, S			D, S
830		D, S	D, S	D, S	D, S	D, S			D, S
800		D, S	D, S	D, S	D, S	D, S			
SC1435					*	*	*	*	
SC1430					*	*			
SC1425		*	*	*	*	*			
SC440					*	*			
SC430					*	*			
SC420					*	*			
PowerVault 100									
PowerVault 500									
PowerVault 600									
PowerVault DL2000		D, S	D, S						
PowerVault DL2100									
PowerVault DL2200									
PowerVault DX6000									
PowerVault NX300									
PowerVault NX1950									
PowerVault NX3000									D, S
PowerVault NX3100									

 **NOTE:** Dell PowerVault DL2100 supports the installation of only the Windows Server 2008 x64 Standard Edition with SP2 or higher operating system.

 **NOTE:** Dell PowerVault DL2000 supports the installation of only the Windows Server 2008 x64 Standard Edition with SP1 or higher operating system.

 **NOTE:** Dell PowerVault DL2200 supports the installation of only the Windows Server 2008 x64 Standard Edition with SP2 or higher operating system.

Supported Change Management Software on Linux Operating Systems

[Table 3-2](#) lists the supported Dell OpenManage 6.5 A02 change management software on systems running supported Linux operating system.

- A D in the intersection of the operating system and the Dell system columns indicates support for Dell Update Packages.
- An S in the intersection of the operating system and the Dell system columns indicates support for Server Update Utility.
- An asterisk (*) in the intersection of the operating system and the Dell system columns indicates operating system support for Dell systems that do not support Dell OpenManage software.


 **NOTE:** Server Update Utility is used for server updates and may not work on newly released Dell systems that do not receive any server updates.

Table 3-2. Supported Dell OpenManage Change Management Software on Systems Running Linux Operating Systems


Dell System	SUSE Linux Enterprise Server 10 (x86_64) SP4	SUSE Linux Enterprise Server 11 (x86_64) SP1	Red Hat Enterprise Linux 5.5 x86	Red Hat Enterprise Linux 5.5 x86_64	Red Hat Enterprise Linux 5.7 x86	Red Hat Enterprise Linux 5.7 x86_ x64	Red Hat Enterprise Linux 6.0 x86_64	Red Hat Enterprise Linux 6.1 x86_64
R200	D, S	D, S	D, S	D, S	D, S	D, S	D, S	D, S
R210	D, S	D, S	D, S	D, S	D, S	D, S	D, S	D, S
R210 II	D, S	D, S	D, S	D, S	D, S	D, S	D, S	D, S
R300	D, S	D, S	D, S	D, S	D, S	D, S	D, S	D, S
R310	D, S	D, S	D, S	D, S	D, S	D, S	D, S	D, S
R410	D, S	D, S	D, S	D, S	D, S	D, S	D, S	D, S
R415	D, S	D, S		D, S		D, S	D, S	D, S
R510	D, S	D, S	D, S	D, S	D, S	D, S	D, S	D, S
R515	D, S	D, S		D, S		D, S	D, S	D, S
R610	D, S	D, S	D, S	D, S	D, S	D, S	D, S	D, S
R710	D, S	D, S	D, S	D, S	D, S	D, S	D, S	D, S
R715	D, S	D, S	D, S	D, S	D, S	D, S	D, S	D, S
R805	D, S	D, S	D, S	D, S	D, S	D, S	D, S	D, S
R810	D, S	D, S	D, S	D, S	D, S	D, S	D, S	D, S
R815	D, S	D, S	D, S	D, S	D, S	D, S	D, S	D, S
R900	D, S	D, S	D, S	D, S	D, S	D, S	D, S	D, S
R905	D, S	D, S	D, S	D, S	D, S	D, S	D, S	D, S
R910	D, S	D, S	D, S	D, S	D, S	D, S	D, S	D, S
M600	D, S	D, S	D, S	D, S	D, S	D, S	D, S	D, S
M605	D, S	D, S	D, S	D, S	D, S	D, S	D, S	D, S
M610	D, S	D, S	D, S	D, S	D, S	D, S	D, S	D, S
M710	D, S	D, S	D, S	D, S	D, S	D, S	D, S	D, S
M710HD	D, S	D, S	D, S	D, S	D, S	D, S	D, S	D, S
M805	D, S	D, S	D, S	D, S	D, S	D, S	D, S	D, S
M905	D, S	D, S	D, S	D, S	D, S	D, S	D, S	D, S
M910	D, S	D, S	D, S	D, S	D, S	D, S	D, S	D, S
T100	*	*	*	*	*	*	*	*
T105	*	*	*	*	*	*	*	*
T110	D, S	D, S	D, S	D, S	D, S	D, S	D, S	D, S
T110 II	D, S	D, S	D, S	D, S	D, S	D, S	D, S	D, S
T300	D, S	D, S	D, S	D, S	D, S	D, S	D, S	D, S
T310	D, S	D, S	D, S	D, S	D, S	D, S	D, S	D, S
T410	D, S	D, S	D, S	D, S	D, S	D, S	D, S	D, S
T605	D, S	D, S	D, S	D, S	D, S	D, S	D, S	D, S
T610	D, S	D, S	D, S	D, S	D, S	D, S	D, S	D, S
T710	D, S	D, S	D, S	D, S	D, S	D, S	D, S	D, S
6950	D, S	D, S	D, S	D, S	D, S	D, S	D, S	D, S
2970	D, S	D, S	D, S	D, S	D, S	D, S	D, S	D, S
2950	D, S	D, S	D, S	D, S	D, S	D, S	D, S	D, S
2900	D, S	D, S	D, S	D, S	D, S	D, S	D, S	D, S
1955	D, S	D, S	D, S	D, S	D, S	D, S	D, S	D, S

1950	D, S	D, S	D, S	D, S	D, S	D, S	D, S	D, S
1900	D, S	D, S	D, S	D, S	D, S	D, S	D, S	D, S
6850	D, S	D, S	D, S	D, S	D, S	D, S	D, S	D, S
6800	D, S	D, S	D, S	D, S	D, S	D, S	D, S	D, S
2850			D, S	D, S	D, S	D, S	D, S	D, S
2800			D, S	D, S	D, S	D, S	D, S	D, S
1855			D, S	D, S	D, S	D, S	D, S	D, S
1850			D, S	D, S	D, S	D, S	D, S	D, S
1800			D, S	D, S	D, S	D, S	D, S	D, S
860	D, S	D, S	D, S	D, S	D, S	D, S	D, S	D, S
850			D, S	D, S	D, S	D, S	D, S	D, S
840	D, S	D, S	D, S	D, S	D, S	D, S	D, S	D, S
830			D, S	D, S	D, S	D, S	D, S	D, S
800			D, S	D, S	D, S	D, S	D, S	D, S
SC1435	*	*	*	*	*	*	*	*
SC1430	*	*	*	*	*	*	*	*
SC1425			*	*	*	*	*	*
SC1420			*	*	*	*		
SC440	*	*	*	*	*	*	*	*
SC430			*	*	*	*	*	*
SC420			*	*	*	*	*	*

Supported Change Management Software on Virtualization Operating Systems

[Table 3-3](#) lists the supported Dell OpenManage 6.5 A02 change management software on systems running supported Virtualization operating system.

- A D in the intersection of the operating system and the Dell system columns indicates support for Dell Update Packages.
- An S in the intersection of the operating system and the Dell system columns indicates support for Server Update Utility.
- An asterisk (*) in the intersection of the operating system and the Dell system columns indicates operating system support for Dell systems that do not support Dell OpenManage software.

 **NOTE:** OMSA can be installed using VIB file on Embedded VMware (ESXi) operating systems.

 **NOTE:** DUPs are not supported on ESXi operating systems.

Table 3-3. Supported Dell OpenManage Change Management Software on Systems Running Virtualization Operating Systems

Dell Systems	VMware		Microsoft		Citrix	
	ESX 4.0 U3	ESX 4.1 U2	Hyper-V for Windows 2008	Hyper-V R2 for Windows 2008	XenServer 5.6 FP(HDD)	XenServer6.0
R200	D, S	D, S	D, S	D, S	S	
R210	D, S	D, S	D, S	D, S	S	
R210 II	D, S	D, S	D, S	D, S	D, S	D, S
R300	D, S	D, S	D, S	D, S	S	
R310	D, S	D, S	D, S	D, S	S	
R410	D, S	D, S	D, S	D, S	S	

R415	D, S	D, S	D, S	D, S	D, S	D, S
R510	D, S	D, S	D, S	D, S	D, S	D, S
R515	D, S	D, S	D, S	D, S	D, S	D, S
R610	D, S	D, S	D, S	D, S	D, S	D, S
R710	D, S	D, S	D, S	D, S	D, S	D, S
R715	D, S	D, S	D, S	D, S	D, S	D, S
R805	D, S	D, S	D, S	D, S	D, S	D, S
R810	D, S	D, S	D, S	D, S	D, S	D, S
R815	D, S	D, S	D, S	D, S	D, S	D, S
R900	D, S	D, S	D, S	D, S	D, S	D, S
R905	D, S	D, S	D, S	D, S	D, S	D, S
R910	D, S	D, S	D, S	D, S	D, S	D, S
M600	D, S	D, S	D, S	D, S	S	
M605	D, S	D, S	D, S	D, S	D, S	D, S
M610	D, S	D, S	D, S	D, S	S	
M610x	D, S	D, S	D, S	D, S	D, S	D, S
M710	D, S	D, S	D, S	D, S	D, S	D, S
M710HD	D, S	D, S	D, S	D, S	D, S	D, S
M805	D, S	D, S	D, S	D, S	D, S	D, S
M905	D, S	D, S	D, S	D, S	D, S	D, S
M910	D, S	D, S	D, S	D, S	D, S	D, S
T100	*	*	*	*		
T105	*	*	*	*		
T110	D, S	D, S	D, S	D, S		
T110 II	D, S	D, S	D, S	D, S	D, S	D, S
T300	D, S	D, S	D, S	D, S	S	
T310	D, S	D, S	D, S	D, S	S	
T410	D, S	D, S	D, S	D, S	D, S	D, S
T605	D, S	D, S	D, S	D, S	S	
T610	D, S	D, S	D, S	D, S	D, S	D, S
T710	D, S	D, S	D, S	D, S	D, S	D, S
PowerEdge 1950	D, S	D, S	D, S	D, S	D, S	D, S
PowerEdge 1955	D, S	D, S	D, S	D, S		
PowerEdge 2900	D, S	D, S	D, S	D, S	D, S	D, S
PowerEdge 2950	D, S	D, S	D, S	D, S	D, S	D, S
PowerEdge 2970	D, S	D, S	D, S	D, S		
PowerEdge 6950	D, S	D, S	D, S	D, S		
PowerEdge 1850	D, S	D, S				
PowerEdge 2800	D, S	D, S				
PowerEdge 2850	D, S	D, S				
PowerEdge	D, S	D, S				

6800						
PowerEdge 6850	D, S	D, S				
PowerEdge 1900			D, S	D, S		
PowerEdge 1800						
PowerEdge 860			D, S	D, S		
PowerEdge 840			D, S	D, S		
PowerEdge SC1435			*	*		
PowerEdge SC1430			*	*		
PowerEdge SC440			*	*		

[Back to Contents Page](#)

[Back to Contents Page](#)

RAID Controller Supported Servers, Operating Systems, Firmware, and Driver Versions


Dell Systems Management Software Support Matrix Version 6.5 A02

- [Overview](#)
- [PERC 4/DC](#)
- [PERC 4e/DC](#)
- [PERC 4/Di](#)
- [CERC ATA 100 4/CH](#)
- [PERC 4/IM](#)
- [PERC 4/IM on ES3005](#)
- [PERC 4/IM on PowerEdge 1655MC](#)
- [PERC 4/IM on a Two-processor 7U Modular System](#)
- [PERC 4/SC](#)
- [CERC SATA 1.5/6 Channel](#)
- [PERC 4e/Di](#)
- [PERC 4e/Si](#)
- [PERC 5/E Adapter](#)
- [PERC 5/i Adapter and Integrated](#)
- [SAS 5/iR Adapter and Integrated](#)
- [SAS 5/i Integrated](#)
- [SAS 5/E Adapter](#)
- [PERC 6/i Adapter, Integrated and Modular](#)
- [CERC 6/i Integrated](#)
- [PERC 6/E Adapter](#)
- [SAS 6/iR Integrated and Adapter](#)
- [SAS 6/int Modular](#)
- [SAS 6 Gbps HBA](#)
- [LSI Logic 1020/1030 Ultra320 SCSI Adapter](#)
- [CERC SATA 1.5/2S](#)
- [LSI 1020/1030 Embedded SCSI Controller](#)
- [LSI Logic 2032 Card](#)
- [PERC H700 Adapter, Integrated and Modular](#)
- [PERC H800 Adapter](#)
- [PERC H200 Adapter, Integrated, Modular and 6GBps SAS HBA](#)

Overview

Starting with Dell OpenManage Server Administrator version 5.0, only the enhanced Storage Management Service will be supported. The Storage Management Service allows you to configure and manage your storage devices from within Server Administrator.

 **NOTE:** The Storage Management Service mentioned in this guide refers to the enhanced Storage Management Service. Server Administrator no longer supports the basic Storage Management Service (also known as Array Manager).

 **NOTE:** This chapter contains release specific RAID Controller Supported Servers, Operating Systems, Firmware, and Driver versions details. For detailed information on RAID controller supported servers, operating systems, firmware, and driver versions, see *Dell OpenManage Server Administrator Compatibility Guide* available on the Dell Support website at support.dell.com/manuals.


Most of the systems management releases support management of RAID controllers in the form of PERC cards, and some systems management releases also support CERC IDE and SATA controllers. System administrators responsible for monitoring the compatibility of their systems' storage devices need a clear matrix that shows the elements that are compatible with a particular storage controller. Each storage controller version in turn supports a specific array of elements, including:

- Version of the Storage Management Service
- Dell system
- Firmware version number required for a particular controller
- Supported operating systems, where each operating system requires a specific driver

For more information on Storage Management Services see the *Dell OpenManage Server Administrator User's Guide* and the *Dell OpenManage Storage Management User's Guide* on the Dell Support website at support.dell.com.

The following types of controllers are included in this section:

- The RAID controller card group contains the following controllers: PERC 4/SC, PERC 4/DC, PERC 4e/DC, PERC 5/E, PERC 5/i Adapter, PERC 5/i Integrated, SAS 5/iR Adapter, SAS 6/iR Integrated, PERC 6/E Adapter, PERC 6/i Adapter, PERC 6/i Integrated, PERC H200 Adapter, PERC H200 Integrated, PERC H200 Modular, PERC H700, PERC H800, SAS 6/iR Adapter, CERC 6/i Integrated, CERC ATA 100/4 Channel, and CERC SATA 1.5/6 Channel.
- The RAID on motherboard (ROMB) group includes the following controllers: PERC 4/Di, PERC 4e/Di, PERC 4e/Si, CERC SATA 1.5/2S, and SAS 5/iR Integrated.
- The internal mirroring group, provided through the system BIOS, includes the PERC 4/IM controller.
- The LSI 1020/1030 embedded SCSI controller.
- The SAS 5/i Integrated and SAS 5/E controller.

 **NOTE:** The firmware and drivers listed in this section refer to the minimum supported version as of the publication date of this document. Later versions of the firmware and drivers may also be supported or required. For the most recent driver and firmware requirements, see the Dell Support website at support.dell.com for the Storage Management Service.

Key to Table Footnotes

Some drivers in the following tables are marked with an asterisk. You can refer to the following paragraph for more information:

Linux Driver Included in RPM*

The 1.1.4 Linux driver is included in RPM 2302 (Red Hat Package Manager 2302).

PERC 4/DC

The PERC 4/DC supports the following Dell PowerEdge systems: 800, 1800, 1850, 2800, 2850, 6800, 6850, 1900, 1950, 1955, 2900, 2950, 2970, and 6950.

The PERC 4/DC supports the following Dell PowerVault systems: PV745N, PV770N, and PV775N.

[Table 8-1](#) and [Table 8-2](#) shows the other elements supported by the PERC 4/DC.

Table 8-1. Storage Management Service Supported Elements: PERC 4/DC

Storage Management Service	Dell OpenManage Version	PERC Firmware Version	Windows Server 2003 Driver	Windows Server 2008
3.5	6.5 A02	352D	6.46.2.32 (32-bit) 6.46.3.64 (64-bit)	Native (32-bit) Native (64-bit)

Table 8-2. Storage Management Service Supported Elements: PERC 4/DC

Storage Management Service	Dell OpenManage Version	PERC Firmware Version	Windows Server 2003 Driver	Red Hat Enterprise Linux 5.5 server Driver	Red Hat Enterprise Linux 5.7 server Driver	SUSE Linux Enterprise Server 9 64-bit Driver	SUSE Linux Enterprise Server 10 64-bit Driver	SUSE Linux Enterprise Server 10 SP4	SUSE Linux Enterprise Server 11 SP1
3.5	6.5 A02	352D	6.46.2.32 (32-bit) 6.46.3.64 (64-bit)	Native	Native	Native	Native	Native	Native

PERC 4e/DC

The PERC 4e/DC supports the following Dell PowerEdge systems: 830, 850, 1800, 1850, 1900, 1950, 2800, 2850, 2900, 2950, 2970, 6800, and 6850.

[Table 8-3](#) and [Table 8-4](#) shows the other elements supported by the PERC 4e/DC.

Table 8-3. Storage Management Service Supported Elements: PERC 4/e DC

Storage Management Service	Dell OpenManage Version	PERC Firmware Version	Windows Server 2003 Driver	Windows Server 2008 Driver	Windows Server 2008 R2 Driver
3.5	6.5 A02	5B2D	6.46.2.32 (32-bit) 6.46.3.64 (64-bit)	Native	v6.5 A023.0.64

Table 8-4. Storage Management Service Supported Elements: PERC 4/e DC

Storage Management Service	Dell OpenManage Version	PERC Firmware Version	Red Hat Enterprise Linux 5.5 server Driver	Red Hat Enterprise Linux 5.7 server Driver	SUSE Linux Enterprise Server 9 64-bit Driver	SUSE Linux Enterprise Server 10 64-bit Driver	SUSE Linux Enterprise Server 10 SP4	SUSE Linux Enterprise Server 11 SP1
3.5	6.5 A02	5B2D	Native	Native	Native	Native	Native	Native

PERC 4/Di

The PERC 4 /Di supports the following Dell PowerEdge systems: 2600, 1750

The PERC 4 /Di on a 2-processor 5U System-XP supports the following Dell PowerEdge systems: 2600

[Table 8-5](#) shows the other elements supported by the PERC 4/Di.

Table 8-5. Storage Management Service Supported Elements: PERC 4/Di

Storage Management Service	Dell OpenManage Version	PERC Firmware Version	Windows Server 2003 Driver	Windows Server 2008 Driver	Red Hat Enterprise Linux 5.5 server Driver	Red Hat Enterprise Linux 5.7 server Driver	SUSE Linux Enterprise Server 9 64-bit Driver	SUSE Linux Enterprise Server 10 64-bit Driver	SUSE Linux Enterprise Server 10 SP4	SUSE Linux Enterprise Server 11 SP1
3.5	6.5 A02	422D	6.46.2.32 (32-bit) 6.46.3.64 (64-bit)	Native	Native	Native	Native	NA	NA	Native

CERC ATA 100 4/CH

The CERC ATA 100 4/CH supports the following Dell PowerVault system: PV725N.

[Table 8-6](#) shows the other elements supported by the CERC ATA 100 4/CH.

Table 8-6. Storage Management Service Supported Elements: CERC ATA 100 4/CH

Storage	Dell OpenManage	PERC	Windows	Windows Server	Red Hat	Red Hat	SUSE Linux	SUSE Linux	SUSE	SUSE Linux

Management Service	Version	Firmware Version	Server 2003 Driver	2008 Driver	Enterprise Linux 5.5 server Driver	Enterprise Linux 5.7 server Driver	Enterprise Server 9 64-bit Driver	Enterprise Server 10 64-bit Driver	Linux Enterprise Server 10 SP4	Enterprise Server 11 SP1
3.5	6.5 A02	6.62	6.41.2.32 (32-bit) 6.41.2.32 (64-bit)	Not Supported	Native	Native	Native	NA	NA	Native

PERC 4/IM

The PERC 4/IM supports the following Dell PowerEdge systems: 1855.

[Table 8-7](#) and [Table 8-8](#) show the other elements supported by the PERC 4/IM.

Table 8-7. Storage Management Service Supported Elements: PERC 4/IM

Storage Management Service	Dell OpenManage Version	PERC Firmware Version	Windows Server 2003 Driver	Windows Server 2008 Driver
3.5	6.5 A02	1.03.23.90	Native	Native

Table 8-8. Storage Management Service Supported Elements: PERC 4/IM

Storage Management Service	Dell OpenManage Version	PERC Firmware Version	Red Hat Enterprise Linux 5.5 server Driver	Red Hat Enterprise Linux 5.7 server Driver	SUSE Linux Enterprise Server 10 SP4	SUSE Linux Enterprise Server 11 SP1
3.5	6.5 A02	1.03.23.90	Native	Native	NA	Native

PERC 4/IM on ES3005

The PERC 4/IM supports the following Dell PowerEdge systems: 1855.

[Table 8-9](#) and [Table 8-10](#) show the other elements supported by the PERC 4/IM.

Table 8-9. Storage Management Service Supported Elements: PERC 4/IM

Storage Management Service	Dell OpenManage Version	PERC Firmware Version	Windows Server 2003 Driver	Windows Server 2008 Driver
3.5	6.5 A02	1.03.23.90	Native	Not Supported

Table 8-10. Storage Management Service Supported Elements: PERC 4/IM

Storage Management Service	Dell OpenManage Version	PERC Firmware Version	Red Hat Enterprise Linux 5.5 server Driver	Red Hat Enterprise Linux 5.7 server Driver	SUSE Linux Enterprise Server 10 SP4	SUSE Linux Enterprise Server 11 SP1
3.5	6.5 A02	1.03.23.90	Native	Native	NA	Native

PERC 4/IM on PowerEdge 1655MC

The PERC 4/IM supports the following Dell PowerEdge systems: 1855.

[Table 8-11](#) and [Table 8-12](#) show the other elements supported by the PERC 4/IM.

Table 8-11. Storage Management Service Supported Elements: PERC 4/IM

Storage Management Service	Dell OpenManage Version	PERC Firmware Version	Windows Server 2003 Driver	Windows Server 2008 Driver
3.5	6.5 A02	1.03.23.90	Native	Not Supported

Table 8-12. Storage Management Service Supported Elements: PERC 4/IM

Storage Management Service	Dell OpenManage Version	PERC Firmware Version	Red Hat Enterprise Linux 5.5 server Driver	Red Hat Enterprise Linux 5.7 server Driver	SUSE Linux Enterprise Server 10 SP4	SUSE Linux Enterprise Server 11 SP1
3.5	6.5 A02	1.03.23.90	Native	Native	NA	Native

PERC 4/IM on a Two-processor 7U Modular System

The PERC 4/IM supports the following Dell PowerEdge systems: 1855.

[Table 8-13](#) and [Table 8-14](#) show the other elements supported by the PERC 4/IM.

Table 8-13. Storage Management Service Supported Elements: PERC 4/IM

Storage Management Service	Dell OpenManage Version	PERC Firmware Version	Windows Server 2003 Driver	Windows Server 2008 Driver
3.5	6.5 A02	1.03.23.90	Native	Native

Table 8-14. Storage Management Service Supported Elements: PERC 4/IM

Storage Management Service	Dell OpenManage Version	PERC Firmware Version	Red Hat Enterprise Linux 5.5 server Driver	Red Hat Enterprise Linux 5.7 server Driver	SUSE Linux Enterprise Server 10 SP4	SUSE Linux Enterprise Server 11 SP1
3.5	6.5 A02	1.03.23.90	Native	Native	NA	Native

PERC 4/SC

The PERC 4/SC supports the following Dell PowerEdge systems: 800, 830, 850, 1800, and 1850.

[Table 8-15](#) and [Table 8-16](#) show the other elements supported by the PERC 4/SC.

Table 8-15. Storage Management Service Supported Elements: PERC 4/SC

Storage Management Service	Dell OpenManage Version	PERC Firmware Version	Windows Server 2003 Driver	Windows Server 2008 Driver
3.5	6.5 A02	352D (64-bit)	6.46.2.32 (32-bit) 6.46.3.64 (64-bit)	Native

Table 8-16. Storage Management Service Supported Elements: PERC 4/SC

Storage Management Service	Dell OpenManage Version	PERC Firmware Version	Windows Server 2003 Driver	Red Hat Enterprise Linux 5.5 server Driver	Red Hat Enterprise Linux 5.7 server Driver	SUSE Linux Enterprise Server 9 64-bit Driver	SUSE Linux Enterprise Server 10 64-bit Driver	SUSE Linux Enterprise Server 10 SP4	SUSE Linux Enterprise Server 11 SP1
3.5	6.5 A02	352D (64-bit)	6.46.2.32 (32-bit) 6.46.3.64 (64-bit)	Native	Native	Native	NA	NA	Native

CERC SATA 1.5/6 Channel

The CERC SATA 1.5/6 Channel supports the following Dell PowerEdge systems: 800, 830, 850, and 1800.

The CERC SATA 1.5/6 Channel supports the following Dell PowerVault system: PV745N.

[Table 8-17](#) and [Table 8-18](#) show the other elements supported by the CERC SATA 1.5/6 Channel.

Table 8-17. Storage Management Service Supported Elements: CERC SATA 1.5/6 Channel

Storage Management Service	Dell OpenManage Version	PERC Firmware Version	Windows Server 2003 Driver	Windows Server 2008 Driver
3.5	6.5 A02	4.1.0.7419	4.1.1.7043	4.1.1.7040

* The 1.1.4 Linux driver is included in the Red Hat Package Manager (RPM) 2302.

Table 8-18. Storage Management Service Supported Elements: CERC SATA 1.5/6 Channel

Red Hat Enterprise Linux 5.5 server Driver	Storage Management Service	Dell OpenManage Version	PERC Firmware Version	Red Hat Enterprise Linux 5.7 server Driver	SUSE Linux Enterprise Server 10 SP4	SUSE Linux Enterprise Server 11 SP1
Native	3.5	6.5 A02	4.1.0.7419	Native	NA	Native

* The 1.1.4 Linux driver is included in the Red Hat Package Manager (RPM) 2302.

PERC 4e/Di

The PERC 4e/Di supports the following Dell PowerEdge systems: 2800, 2850, 6800, 6850, 1900, 1950, 1955, 2900, 2950, 2970, and 6950.

[Table 8-19](#) shows the other elements supported by the PERC 4e/Di.

Table 8-19. Storage Management Service Supported Elements: PERC 4e/Di

Storage Management Service	Dell OpenManage Version	PERC Firmware Version	Windows Server 2003 Driver	Windows Server 2008 Driver	Windows Server 2008 R2 Driver	Red Hat Enterprise Linux 5.5 Server Driver	Red Hat Enterprise Linux 5.7 Server Driver	SUSE Linux Enterprise Server 9 64-bit Driver	SUSE Linux Enterprise Server 10 64-bit Driver	SUSE Linux Enterprise Server 10 SP4	SUSE Linux Enterprise Server 11 SP1
3.5	6.5 A02	5B2D	6.46.2.32 (32-bit) 6.46.3.64 (64-bit)	Native	v6.5 A023.0.64	Native	Native	Native	NA	NA	Native

PERC 4e/Si

The PERC 4e/Si supports the following Dell PowerEdge system: 1850.

[Table 8-20](#) show the other elements supported by the PERC 4e/Si.

Table 8-20. Storage Management Service Supported Elements: PERC 4e/Si

Storage Management Service	Dell OpenManage Version	PERC Firmware Version	Windows Server 2003 Driver	Windows Server 2008 Driver	Windows Server 2008 R2 Driver	Red Hat Enterprise Linux 5.5 server Driver	Red Hat Enterprise Linux 5.7 server Driver	SUSE Linux Enterprise Server 9 64-bit Driver	SUSE Linux Enterprise Server 10 64-bit Driver	SUSE Linux Enterprise Server 10 SP4	SUSE Linux Enterprise Server 11 SP1
3.5	6.5 A02	5B2D	6.46.2.32 (32-bit) 6.46.3.64 (64-bit)	Native	v6.5 A023.0.64	Native	Native	Native	NA	NA	Native

PERC 5/E Adapter

The PERC 5/E Adapter supports the following Dell PowerEdge systems: 840, 860, 1850, 2850, 6800, 6850, 1900, 1950, 1955, 2900, 2950, 2970, and 6950, R610, R710, T610, R410, T410, M610, M710, T710, T310, R310, R210, T110, R510, R810, R910, M910, R715, R815, R415, R515, and R805.

The PERC 5/E Adapter supports the following Dell PowerVault systems: PowerVault 100, PowerVault 500, and PowerVault 600.

The PERC 5/E Adapter supports the following Dell Storage systems: MD1000, MD1100.

The PERC 5/E Adapter supports six enclosures.

[Table 8-21](#) and [Table 8-22](#) show the other elements supported by the PERC 5/E Adapter.


 **NOTE:** The RAID cards support both 32- and 64-bit versions of Red Hat Enterprise Linux operating systems and only 64-bit versions of the SUSE Linux Enterprise Server operating systems. However, ia64 versions of any operating system are not supported.

Table 8-21. Storage Management Service Supported Elements: PERC 5/E Adapter

Storage Management Service	Dell OpenManage Version	PERC Firmware Version	Windows Server 2003 Driver	Windows Server 2008 Driver	Windows Server 2008 R2 Driver
3.5	6.5 A02	5.2.2-0072	2.24.0.32 (32-bit) 2.24.0.64 (64-bit)	2.24.0.32 (32-bit) 2.24.0.64 (64-bit)	Native

Table 8-22. Storage Management Service Supported Elements: PERC 5/E Adapter

Storage Management Service	Dell OpenManage Version	PERC Firmware Version	Red Hat Enterprise Linux 5.5 server Driver	Red Hat Enterprise Linux 5.7 server Driver	Red Hat Enterprise Linux 6.0 server Driver	Red Hat Enterprise Linux 6.1 x86_64 server Driver	SUSE Linux Enterprise Server 10 SP4	SUSE Linux Enterprise Server 11 SP1
3.5	6.5 A02	5.2.2-0072	00.00.04.31	00.00.04.31	Native	Native	00.00.04.29-1	Native

PERC 5/i Adapter and Integrated

The PERC 5/i Adapter supports the following Dell PowerEdge systems: 840, 6850, 1900, 1950, 1955, 2900, 2950, 2970, and 6950, R610, R710, T610, R410, T410, M610, M710, T710, T310, R310, R210, T110, R510, R810, R910, M910, R715, R815, R415, R515, and 1430SC.

The PERC 5/i Adapter supports the following Dell PowerVault system: PowerVault 100.

The PERC 5/i Integrated supports the following Dell PowerEdge systems: 1900, 1950, 1955, 2900, 2950, 2970, and 6950, R610, R710, T610, R410, T410, M610, M710, T710, T310, R310, R210, T110, R510, R810, R910, M910, R715, R815, R415, and R515.

The PERC 5/i Integrated supports the following Dell PowerVault system: PowerVault NX1950.

[Table 8-23](#) and [Table 8-24](#) show the other elements supported by the PERC 5/i Adapter and Integrated

Table 8-23. Storage Management Service Supported Elements: PERC 5/i Adapter and Integrated

Storage Management Service	Dell OpenManage Version	PERC Firmware Version	Windows Server 2003 Driver	Windows Server 2008 Driver	Windows Server 2008 R2 Driver
3.5	6.5 A02	5.2.2-0072	2.24.0.32 (32-bit) 2.24.0.64 (64-bit)	2.24.0.32 (32-bit) 2.24.0.64 (64-bit)	Native

Table 8-24. Storage Management Service Supported Elements: PERC 5/i Adapter and Integrated

Storage Management Service	Dell OpenManage Version	PERC Firmware Version	Red Hat Enterprise Linux 5.5 server Driver	Red Hat Enterprise Linux 5.7 server Driver	Red Hat Enterprise Linux 6.0 server Driver	Red Hat Enterprise Linux 6.1 x86_64 server Driver	SUSE Linux Enterprise Server 10 SP4	SUSE Linux Enterprise Server 11 SP1
3.5	6.5 A02	5.2.2-0072	00.00.04.31	00.00.04.31	Native	Native	00.00.04.29-1	Native

SAS 5/iR Adapter and Integrated

The SAS 5/iR Adapter supports the following Dell PowerEdge systems: 440SC, 1435SC, 1430SC, 840, 860, 1900, 2900, 6950, T605, and T610.

The SAS 5/iR Adapter supports the following Dell PowerVault systems: PowerVault 600, and PowerVault 100.

The SAS 5/iR Integrated supports the following Dell PowerEdge system: 1955.

[Table 8-25](#) and [Table 8-26](#) show the other elements supported by the SAS 5/iR Adapter.

Table 8-25. Storage Management Service Supported Elements: SAS 5/iR Adapter and Integrated

Storage Management Service	Dell OpenManage Version	SAS Firmware/BIOS Version	Windows Server 2003 Driver	Windows Server 2008	Windows Server R2 2008
3.5	6.5 A02	00.10.51.00.06.12.05.00	1.28.03.01 (32-bit) 1.28.03.01 (64-bit)	1.28.03.01 (32-bit) 1.28.03.01 (64-bit)	Native

Table 8-26. Storage Management Service Supported Elements: SAS 5/iR Adapter and Integrated

Storage Management Service	Dell OpenManage Version	SAS Firmware/BIOS Version	Red Hat Enterprise Linux 5.5 server Driver	Red Hat Enterprise Linux 5.7 server Driver	Red Hat Enterprise Linux 6.0 server Driver	Red Hat Enterprise Linux 6.1 x86_64 server Driver	SUSE Linux Enterprise Server 10 SP4	SUSE Linux Enterprise Server 11 SP1
3.5	6.5 A02	00.10.51.00.06.12.05.00	Native	Native	Native	Native	4.00.38.02-3	Native

SAS 5/i Integrated

The SAS 5/i Integrated controller supports the following Dell PowerEdge systems: 1950, 2900, 2950, and 2970.

[Table 8-27](#) and [Table 8-28](#) show the other elements supported by the SAS 5/i Integrated controller.

Table 8-27. Storage Management Service Supported Elements: SAS 5/i Integrated

Storage Management Service	Dell OpenManage Version	SAS Firmware/BIOS Version	Windows Server 2003 Driver	Windows Server 2008	Windows Server R2 2008
3.5	6.5 A02	00.10.51.00.06.12.05.00	1.28.03.01 (32-bit) 1.28.03.01 (64-bit)	1.28.03.01 (32-bit) 1.28.03.01 (64-bit)	Native

Table 8-28. Storage Management Service Supported Elements: SAS 5/i Integrated

Storage Management Service	Dell OpenManage Version	SAS Firmware/BIOS Version	Red Hat Enterprise Linux 5.5 server Driver	Red Hat Enterprise Linux 5.7 server Driver	Red Hat Enterprise Linux 6.0 server Driver	Red Hat Enterprise Linux 6.1 server Driver	SUSE Linux Enterprise Server 10 SP4	SUSE Linux Enterprise Server 11 SP1
3.5	6.5 A02	00.10.51.00.06.12.05.00	Native	Native	Native	Native	4.00.38.02-3	Native

SAS 5/E Adapter

The SAS 5/E Adapter supports the following Dell PowerEdge systems: 1800, 1850, 1900, 1950, 2800, 2850, 2900, 2950, 2970, 6800, 6850, 6950, R900, T300, T605, R200, R300, R805, R905, R610, R710, and T610.

The SAS 5/E Adapter supports the following Dell PowerVault systems: PowerVault NX1950, PowerVault 500, PowerVault 600, and PowerVault DL2000.

[Table 8-29](#) and [Table 8-30](#) show the other elements supported by the SAS 5/E Adapter.

Table 8-29. Storage Management Service Supported Elements: SAS 5/E Adapter

Storage Management Service	Dell OpenManage Version	SAS Firmware/BIOS Version	Windows Server 2003 Driver	Windows Server 2008	Windows Server R2 2008
3.5	6.5 A02	00.10.51.00.06.12.05.00	1.28.03.01 (32-bit) 1.28.03.01 (64-bit)	1.28.03.01 (32-bit) 1.28.03.01 (64-bit)	Native

Table 8-30. Storage Management Service Supported Elements: SAS 5/E Adapter

Storage Management Service	Dell OpenManage Version	SAS Firmware/BIOS Version	Red Hat Enterprise Linux 5.5 server Driver	Red Hat Enterprise Linux 5.7 server Driver	Red Hat Enterprise Linux 6.0 server Driver	Red Hat Enterprise Linux 6.1 server Driver	SUSE Linux Enterprise Server (version 10 SP3)	SUSE Linux Enterprise Server (version 11 SP1)
3.5	6.5 A02	00.10.51.00.06.12.05.00	Native	Native	Native	Native	4.00.38.02-3	Native

PERC 6/i Adapter, Integrated, and Modular

The PERC 6/i Integrated supports the following Dell PowerEdge systems: 1900, 1955, and 6950, T410, T710, T310, R310, R210, T110, R510, R810, R910, M910, R715, R815, R415, R515, 1950, 2900, 2950, 2970, R805, R900, T610, R410, R610, R710, M610, and M710.

The PERC 6/i Integrated supports the following Dell PowerVault systems: PowerVault 500, PowerVault NX1950, and PowerVault 600.

The PERC 6/i Adapter supports the following Dell PowerEdge systems: R410, R905, T300, and T605.

The PERC 6/i Modular supports the following Dell PowerEdge systems: 1900, 1950, 1955, 2900, 2950, 2970, and 6950, R610, R710, T610, R410, T410, M610, M710, T710, T310, R310, R210, T110, R510, R810, R910, M910, R715, R815, R415, R515, R805, and R900.

The PERC 6/i Modular supports the following Dell PowerVault systems: PowerVault 500, PowerVault NX1950, and PowerVault 600.

[Table 8-31](#) and [Table 8-32](#) show the other elements supported by the PERC 6/i Integrated and Adapter.

Table 8-31. Storage Management Service Supported Elements: PERC 6/i Adapter, Integrated and Modular

Storage Management Service	Dell OpenManage Version	PERC Firmware	Windows Server 2003 Driver	Windows Server 2008	Windows Server R2 2008
3.5	6.5 A02	6.3.0-0001	2.24.0.32 (32-bit) 2.24.0.64 (64-bit)	2.24.0.32 (32-bit) 2.24.0.64 (64-bit)	Native

Table 8-32. Storage Management Service Supported Elements: PERC 6/i Adapter, Integrated and Modular

Storage Management Service	Dell OpenManage Version	PERC Firmware	Red Hat Enterprise Linux 5.5 server Driver	Red Hat Enterprise Linux 5.7 server Driver	Red Hat Enterprise Linux 6.0 server Driver	Red Hat Enterprise Linux 6.1 x86_64 server Driver	SUSE Linux Enterprise Server 9 64-bit Driver	SUSE Linux Enterprise Server (version 10 SP3)	SUSE Linux Enterprise Server (version 11 SP1)
3.5	6.5 A02	6.3.0-0001	00.00.04.31.2-1	00.00.04.31.2-1	Native	Native	00.00.03.21-6	00.00.04.31.29-1	Native

CERC 6/i Integrated

The CERC 6/i Integrated supports the following Dell PowerEdge systems: M600, M605, M805, and M905.

[Table 8-33](#) and [Table 8-34](#) show the other elements supported by the CERC 6/i Integrated.

Table 8-33. Storage Management Service Supported Elements: CERC 6/i Integrated

Storage Management Service	Dell OpenManage Version	PERC Firmware	Windows Server 2003 Driver	Windows Server 2008	Windows Server R2 2008
3.5	6.5 A02	6.3.0-0001	2.24.0.32 (32-bit) 2.24.0.64 (64-bit)	2.24.0.32 (32-bit) 2.24.0.64 (64-bit)	Native

Table 8-34. Storage Management Service Supported Elements: CERC 6/i Integrated

Storage Management Service	Dell OpenManage Version	PERC Firmware	Red Hat Enterprise Linux 5.5 server Driver	Red Hat Enterprise Linux 5.7 server Driver	Red Hat Enterprise Linux 6.0 server Driver	Red Hat Enterprise Linux 6.1 x86_64 server Driver	SUSE Linux Enterprise Server 9 64-bit Driver	SUSE Linux Enterprise Server (version 10 SP3)	SUSE Linux Enterprise Server (version 11 SP1)
3.5	6.5 A02	6.3.0-0001	00.00.04.31.2-1	00.00.04.31.2-1	Native	Native	00.00.03.21-6	00.00.04.31.29-1	Native

PERC 6/E Adapter

The PERC 6/E Adapter supports the following Dell PowerEdge systems: 1950, 2900, 2950, 2970, 6950, R200, R300, R805, R900, R905, T300, T610, R410, R610, and R710 1900, 1955, T410, M610, M710, T710, T310, R310, R210, T110, R510, R810, R910, M910, R715, R815, R415, and R515.

The PERC 6/E Adapter supports the following Dell PowerVault systems: PowerVault 500, PowerVault 600, and PowerVault DL2000.

The PERC 6/E Adapter supports the following Dell Storage systems: MD1000 and MD1100.

The PERC 6/E Adapter supports six storage enclosures.

[Table 8-35](#) and [Table 8-36](#) show the other elements supported by the PERC 6/E Adapter.

Table 8-35. Storage Management Service Supported Elements: PERC 6/E Adapter

Storage Management Service	Dell OpenManage Version	PERC Firmware	Windows Server 2003 Driver	Windows Server 2008	Windows Server R2 2008
3.5	6.5 A02	6.3.0-0001	2.24.0.32 (32-bit) 2.24.0.64 (64-bit)	2.24.0.32 (32-bit) 2.24.0.64 (64-bit)	Native

Table 8-36. Storage Management Service Supported Elements: PERC 6/E Adapter

Storage Management Service	Dell OpenManage Version	PERC Firmware	Red Hat Enterprise Linux 5.5 server Driver	Red Hat Enterprise Linux 5.7 server Driver	Red Hat Enterprise Linux 6.0 server Driver	Red Hat Enterprise Linux 6.01 server Driver	SUSE Linux Enterprise Server 9 64-bit Driver	SUSE Linux Enterprise Server (version 10 SP3)	SUSE Linux Enterprise Server (version 11 SP1)
3.5	6.5 A02	6.3.0-0001	00.00.04.31.2-1	00.00.04.31.2-1	Native	Native	00.00.03.21-6	00.00.04.31.29-1	Native

SAS 6/iR Integrated and Adapter

The SAS 6/iR Integrated supports the following Dell PowerVault systems: PowerVault 500, PowerVault 600, and PowerVault DL2000.

The SAS 6/iR Integrated also supports the following Dell PowerEdge systems: 1950, 2900, 2950, 2970, R805, R900, M600, M605, M805, M905, T610, R410, R610, R710, M610, and M710 1900, 1955, 2900, 2950, 2970, and 6950, R610, R710, T610, R410, T410, M610, M710, T710, T310, R310, R210, T110, R510, R810, R910, M910, R715, R815, R415, and R515.

The SAS 6/iR Adapter supports the following Dell PowerEdge systems: R200, R300, R410, T105, T300, R905, T100, and T605.

[Table 8-37](#) and [Table 8-38](#) shows the other elements supported by the SAS 6/iR Integrated and Adapter.

Table 8-37. Storage Management Service Supported Elements: SAS 6/iR Integrated and Adapter

Storage Management Service	Dell OpenManage Version	SAS Firmware/ BIOS Version	Windows Server 2003 Driver	Windows Server 2008 Driver	Windows Server R2 2008
3.5	6.5 A02	00.25.47.00 / 06.22.03.00	1.28.03.01 (32-bit) 1.28.03.01 (64-bit)	1.28.03.01 (32-bit) 1.28.03.01 (64-bit)	Native

Table 8-38. Storage Management Service Supported Elements: SAS 6/iR Integrated and Adapter

Storage Management Service	Dell OpenManage Version	SAS Firmware/ BIOS Version	Red Hat Enterprise Linux 5.5 server Driver	Red Hat Enterprise Linux 5.7 server Driver	SUSE Linux Enterprise Server (version 10 SP4)	SUSE Linux Enterprise Server (version 11 SP1)
3.5	6.5 A02	00.25.47.00 / 06.22.03.00	Native	Native	4.00.78.02-3	Native

SAS 6/int Modular

The SAS 6/int Modular supports the following Dell PowerVault systems: PowerVault 500, PowerVault 600, and PowerVault DL2000.

[Table 8-39](#) shows the other elements supported by the SAS 6/iR Integrated and Adapter.

Table 8-39. Storage Management Service Supported Elements: SAS 6/int Modular

Storage Management Service	Dell OpenManage Version	SAS Firmware/ BIOS Version	SUSE Linux Enterprise Server 9 64-bit Driver	SUSE Linux Enterprise Server 10 64-bit Driver
3.5	6.5 A02	00.25.47.00 / 06.22.03.00	3.12.29.00-6	4.00.78.02-3

SAS 6 Gbps HBA

The SAS 6 Gbps HBA supports the following Dell PowerVault systems: PowerVault 500, PowerVault 600, and PowerVault DL2000.

The SAS 6 Gbps HBA also supports the following Dell PowerEdge systems: 1950, 2900, 2950, 2970, R805, R900, M600, M605, M805, M905, T610, R410, R610, R710, M610, and M710.

The SAS 6 Gbps HBA supports the following Dell PowerEdge systems: R200, R300, R410, T105, T300, R905, T100, and T605.

[Table 8-40](#) and [Table 8-41](#) shows the other elements supported by the SAS 6/iR Integrated and Adapter.

Table 8-40. Storage Management Service Supported Elements: SAS 6 Gbps HBA

Storage Management Service	Dell OpenManage Version	SAS Firmware/ BIOS Version	Windows Server 2003 Driver	Windows Server 2008	Windows Server R2 2008
3.5	6.5 A02	07.01.33.00	2.0.12.10 (32-bit) 2.0.12.10 (64-bit)	2.0.12.10 (32-bit) 2.0.12.10 (64-bit)	Native

Table 8-41. Storage Management Service Supported Elements: SAS 6 Gbps HBA

Storage Management Service	Dell OpenManage Version	SAS Firmware/ BIOS Version	Red Hat Enterprise Linux 5.5 server Driver	Red Hat Enterprise Linux 5.7 server Driver	SUSE Linux Enterprise Server 10 64-bit Driver	SUSE Linux Enterprise Server (version 10 SP4)	SUSE Linux Enterprise Server (version 11 SP1)
3.5	6.5 A02	00.25.47.00 / 06.22.03.00	Native	Native	02.00.02.00	4.00.78.02-3	Native

LSI Logic 1020/1030 Ultra320 SCSI Adapter

LSI Logic 1020/1030 Ultra320 SCSI adapter supports the following Dell PowerEdge systems: 1950, 2950, 2970, 6950, R200, R300, R900, R805, R905, T100, T105, T300, and T605.

LSI Logic 1020/1030 Ultra320 SCSI adapter supports the following Dell PowerVault systems: PowerVault NX1950 and PowerVault 500.

[Table 8-42](#) and [Table 8-43](#) show the other elements supported by LSI Logic 1020/1030 Ultra320 SCSI adapter.

Table 8-42. Storage Management Service Supported Elements: LSI Logic 1020/1030 Ultra320 SCSI Adapter

Storage Management Service	Dell OpenManage Version	PERC Firmware/ BIOS Version	Windows Server 2003 Driver
3.5	6.5 A02	1.03.27.00.5.10.08.00.12	1.21.25.00

Table 8-43. Storage Management Service Supported Elements: LSI Logic 1020/1030 Ultra320 SCSI Adapter

Storage Management Service	Dell OpenManage Version	PERC Firmware/BIOS Version	Red Hat Enterprise Linux 5.5 server Driver	Red Hat Enterprise Linux 5.7 server Driver	SUSE Linux Enterprise Server (version 10 SP3)	SUSE Linux Enterprise Server (version 11 SP1)

3.5	6.5 A02	1.03.27.00.5.10.08.00.12	Native	Native	NA	Native
-----	---------	--------------------------	--------	--------	----	--------

CERC SATA 1.5/2S

The CERC SATA 1.5/2s supports the following Dell PowerEdge systems: 800, 1425, 1420SC, 420SC, and 1800.

[Table 8-44](#) show the other elements supported by the CERC SATA 1.5/2S.

Table 8-44. Storage Management Service Supported Elements: CERC SATA 1.5/2S

Red Hat Enterprise Linux 5.5 server Driver	Storage Management Service*	Dell OpenManage Version	PERC Firmware Version	Windows Server 2003 Driver	Red Hat Enterprise Linux 5.7 server Driver	SUSE Linux Enterprise Server (version 10 SP3)	SUSE Linux Enterprise Server (version 11 SP1)
Native	3.5	6.5 A02	NA	6.0.50.5 (32-bit) 6.0.3643.4 (64-bit)	Native	NA	Native

* The 1.1.4 Linux driver is included in the Red Hat Package Manager (RPM) 2302.

LSI 1020/1030 Embedded SCSI Controller

This embedded SCSI controller is an onboard chip. It supports the following systems: 1600SC, 1750, 1800, 1850, 2600, 2800, 2850, 6800, and 6850.

[Table 8-45](#) and [Table 8-46](#) show the other elements supported by the LSI 1020/1030.

Table 8-45. Storage Management Service Supported Elements: LSI 1020

Storage Management Service	Dell OpenManage Version	PERC Firmware Version	Windows Server 2003 Driver	Red Hat Enterprise Linux 5.5 server Driver	SUSE Linux Enterprise Server 9 64-bit Driver	SUSE Linux Enterprise Server 10 64-bit Driver	SUSE Linux Enterprise Server (version 10 SP3)	SUSE Linux Enterprise Server (version 11 SP1)
3.5	6.5 A02	1.03.23	1.09.11	Native	NA	NA	NA	Native

Table 8-46. Storage Management Service Supported Elements: LSI 1030

Storage Management Service	Dell OpenManage Version	PERC Firmware Version	Windows Server 2003 Driver	Red Hat Enterprise Linux 5.5 server Driver	Red Hat Enterprise Linux 5.7 server Driver	SUSE Linux Enterprise Server (version 10 SP3)	SUSE Linux Enterprise Server (version 11 SP1)
3.5	6.5 A02	1.03.23	1.09.11	Native	Native	NA	Native

LSI Logic 2032 Card

The LSI Logic 2032 card supports the following Dell PowerEdge systems: R610, R710, and T610.

The LSI Logic 2032 card supports the following Dell PowerVault systems: PowerVault DL2000.

[Table 8-47](#) and [Table 8-48](#) show the other elements supported by the LSI Logic 2032 Card.

Table 8-47. Storage Management Service Supported Elements: LSI Logic 2032 Card

Storage Management Service	Dell OpenManage Version	PERC Firmware Version	Windows Server 2003 Driver	Windows Server R2 2008 Driver
3.5	6.5 A02	1.03.27.00.5.10.08.00.12	1.21.25.00	Native

Table 8-48. Storage Management Service Supported Elements: LSI Logic 2032 Card

Storage Management Service	Dell OpenManage Version	PERC Firmware Version	Red Hat Enterprise Linux 5.5 server Driver	Red Hat Enterprise Linux 5.7 server Driver	SUSE Linux Enterprise Server (version 10 SP3)	SUSE Linux Enterprise Server (version 11 SP1)
3.5	6.5 A02	1.03.27.00.5.10.08.00.12	Native	Native	NA	Native

PERC H700 Adapter, Integrated and Modular

The PERC H700 Adapter supports the following Dell PowerEdge systems: R310, R410, T310, and T410.

The PERC H700 Adapter supports the following Dell PowerVault systems: PowerVault NX300.

The PERC H700 Integrated supports the following Dell PowerEdge systems: R710, R815, R715, R510, T610, R610, T710, R410, T410, M610, M710, T710, T310, R310, R210, T110, R810, R910, M910, R415, and R515.

The PERC H700 Modular supports the following Dell PowerEdge systems: M610 and M710.

[Table 8-49](#) and [Table 8-50](#) show the other elements supported by the PERC H700 Integrated and Adapter.

Table 8-49. Dell OpenManage Supported Elements: PERC H700 Adapter, Integrated and Modular

Dell OpenManage Version	PERC Firmware Version	Windows Server 2003 Driver	Windows Server 2008	Windows Server 2008 R2
6.5 A02	12.10.1-0001	4.31.1.32 (32-bit) 4.31.1.64 (64-bit)	4.31.1.32 (32-bit) 4.31.1.64 (64-bit)	4.31.1.64 (64-bit)

Table 8-50. Dell OpenManage Supported Elements: PERC H700 Adapter, Integrated and Modular

Dell OpenManage Version	PERC Firmware Version	Red Hat Enterprise Linux 5.0 Driver	Red Hat Enterprise Linux 5.5 server Driver	Red Hat Enterprise Linux 5.7 server Driver	Red Hat Enterprise Linux 6.0 server Driver	Red Hat Enterprise Linux 6.1 server Driver	SUSE Linux Enterprise Server (version 10 SP3)	SUSE Linux Enterprise Server (version 11 SP1)
6.5 A02	12.10.1-0001	00.00.04.27	00.00.04.31.2-1	00.00.04.31.2-1	Native	Native	00.00.04.31.2-1	Native

PERC H800 Adapter

The PERC H800 Adapter supports the following Dell PowerEdge systems: R710, R815, T410, R715, R210, R510, T310, R310, T610, R610, R410, T710, and M20X.

The PERC H800 Adapter supports the following Dell Storage systems: MD1200 and MD1220.

The PERC H800 Adapter supports eight storage devices.

[Table 8-51](#) and [Table 8-52](#) show the other elements supported by the PERC H800 Adapter.

Table 8-51. Dell OpenManage Supported Elements: PERC H800 Adapter

Dell OpenManage Version	PERC Firmware Version	Windows Server 2003 Driver	Windows Server 2008 Driver	Windows Server 2008 Driver R2
6.5 A02	12.10.1-0001	4.31.1.32 (32-bit) 4.31.1.64 (64-bit)	4.31.1.32 (32-bit) 4.31.1.64 (64-bit)	4.31.1.64 (64-bit)

Table 8-52. Dell OpenManage Supported Elements: PERC H800 Adapter

Dell OpenManage Version	PERC Firmware Version	Red Hat Enterprise Linux 5.5 server Driver	Red Hat Enterprise Linux 5.7 server Driver	Red Hat Enterprise Linux 6.0 server Driver	Red Hat Enterprise Linux 6.1 x86_64 server Driver	SUSE Linux Enterprise Server (version 10 SP3)	SUSE Linux Enterprise Server (version 11 SP1)
6.5 A02	12.10.1-0001	00.00.04.31.2-1	00.00.04.31.2-1	Native	Native	00.00.04.31.2-1	Native

PERC H200 Adapter, Integrated and Modular and 6GBps SAS HBA

The PERC H200 Adapter supports the following Dell PowerEdge Systems: T410, R210, T110, T310, R310, T610, R410, and T710.

The PERC H200 Integrated supports the following Dell PowerEdge Systems: R710, R815, R715, R510, T610, R610, and T710.

The PERC H200 Modular supports the following Dell PowerEdge Systems: M710 and M610.

[Table 8-53](#) and [Table 8-54](#) show the other elements supported by the PERC H200 Modular controllers.

Table 8-53. Dell OpenManage Supported Elements: PERC H200 Adapter, Integrated and Modular

Dell OpenManage Version	PERC Firmware Version	Windows Server 2003 Driver	Windows Server 2008	Windows Server R2 2008
6.5 A02	07.02.01.00	2.0.35.0 (32-bit)	2.0.35.0 (32-bit)	2.0.35.0 (64-bit)

2.0.35.0 (64-bit) 2.0.35.0 (64-bit)

Table 8-54. Dell OpenManage Supported Elements: PERC H200 Adapter, Integrated and Modular

Dell OpenManage Version	PERC Firmware Version	Red Hat Enterprise Linux 5.5 server Driver	Red Hat Enterprise Linux 5.7 server Driver	Red Hat Enterprise Linux 6.0 server Driver	Red Hat Enterprise Linux 6.1 x86_64 server Driver	SUSE Linux Enterprise Server (version 10 SP3)	SUSE Linux Enterprise Server (version 11 SP1)
6.5 A02	07.02.01.00	07.00.01.00-1	07.00.01.00-1	07.00.01.00-1	07.00.01.00-1	07.00.01.00-1	07.00.01.00-1

[Back to Contents Page](#)

[Back to Contents Page](#)

Supported Dell OpenManage Systems Management Consoles

Dell Systems Management Software Support Matrix Version 6.5 A02

- [Support Operating Systems for Server Administrator Web Server](#)
- [Supported Systems for Dell OpenManage IT Assistant](#)
- [Supported Systems for RACADM](#)
- [Supported Systems for VMCLI and IVMCLI](#)
- [Supported Systems for BMU and IPMITool Out-of- Band](#)
- [Supported Systems for IPMITool In-Band](#)

Dell OpenManage systems management consoles provide the necessary tools for remote or one-to-many group system management. These tools also consolidate the management applications used on management workstations.

Dell OpenManage systems management consoles tools and applications include:

- Dell OpenManage IT Assistant
- DRAC tools that include RACADM, VMCLI, and IVMCLI
- BMC Management Utility and IPMITool out-of-band
- IPMITool in-band

Support for Server Administrator Web Server

Dell OpenManage Server Administrator Web Server allows you to remotely manage and monitor your entire network of managed systems from your system (which maybe a laptop, desktop, or server). You have to install Server Administrator Web Server on your system and install server instrumentation on the managed systems.

Supported Microsoft Windows Operating Systems for Server Administrator and Server Administrator Web Server

Table 4-1. Supported Microsoft Windows Server Operating Systems for Server Administrator and Server Administrator Web Server on your system

	Microsoft Windows Server 2003 x86	Microsoft Windows Server 2003 x64	Microsoft Windows Server 2008 x86	Microsoft Windows Server 2008 x64	Microsoft Windows Server 2008 R2 x64	Microsoft Windows XP x86	Microsoft Windows Vista x86	Microsoft Windows Vista x64	Microsoft Windows 7.0 x86	Microsoft Windows 7.0 x64
Edition										
Service Pack	SP2	SP2	SP2	SP2		SP3	SP2	SP2		
Server Administrator	X	X	X	X	X					
Server Administrator Web Server	X	X	X	X	X	X	X	X	X	X

Supported Linux Operating Systems for Server Administrator and Server Administrator Web Server


Table 4-2. Supported Linux Operating Systems for Server Administrator on your system


	SUSE Linux Enterprise Server 10 (x86_64) SP4	SUSE Linux Enterprise Server 11 (x86_64) SP1	Red Hat Enterprise Linux 5.5 x86	Red Hat Enterprise Linux 5.5 x86_64	Red Hat Enterprise Linux 5.7 x86	Red Hat Enterprise Linux 5.7 x86_ x64	Red Hat Enterprise Linux 6.0 x86_64	Red Hat Enterprise Linux 6.1 x86_64
Server Administrator	X	X	X	X	X	X	X	X
Server Administrator Web Server	X	X	X	X	X	X	X	X

Supported Virtualization Operating Systems for Server Administrator and Server Administrator Web Server

Table 4-3. Supported Virtualization Operating Systems Server Administrator and Server Administrator Web Server on your system

Edition	VMware							Microsoft		Citrix	
	ESX 4.0 U3	ESX 4.1 U2	ESXi 4.0 U3 (HDD)	ESXi 4.0 U3 (Flash)	ESXi 4.1 U2 (HDD)	ESXi 4.1 U2 (Flash)	ESXi 5.0	Hyper-V for Windows 2008	Hyper-V R2	XenServer 5.6 FP1	XenServer 6.0
Server Administrator	X	X	X	X	X	X	X	X	X	X	X
Server Administrator Web Server	X	X						X	X		

 **NOTE:** Server Administrator comprises Server Instrumentation, Storage Management, Remote Access Components, and Remote Enablement.

 **NOTE:** Server Administrator Web Server component cannot be installed on Dell systems running ESXi operating systems.

Supported Operating Systems for Server Administrator Web Server on your managed system (servers)

For information on supported operating systems on managed systems, see [Supported Dell OpenManage Systems Management Software](#).

Supported Microsoft Windows Pre-installation Environment Support for DTK

Table 4-4. Supported Microsoft Windows Server Operating Systems for DTK

	Windows Preinstallation Environment 2.0 x86	Windows Preinstallation Environment 2.0 x64	Windows Preinstallation Environment 3.0 x86	Windows Preinstallation Environment 3.0 x64
DTK	X		X	X

Supported Linux Operating Systems for DTK

Table 4-5. Supported Linux Operating Systems for DTK

	SUSE Linux Enterprise Server 10 (x86_64) SP4	SUSE Linux Enterprise Server 11 (x86_64) SP1	Red Hat Enterprise Linux 5.5 x86	Red Hat Enterprise Linux 5.5 x86_64	Red Hat Enterprise Linux 5.7 x86	Red Hat Enterprise Linux 5.7 x86_64	Red Hat Enterprise Linux 6.0 x86_64	Red Hat Enterprise Linux 6.1 x86_64
DTK	X	X	X	X	X	X	X	X

Supported Systems for Dell OpenManage IT Assistant


Dell OpenManage IT Assistant provides a central point of access to monitor and manage systems on a local area network (LAN) or wide area network (WAN). By allowing an administrator a comprehensive view across the enterprise, IT Assistant can increase system uptime, automate repetitive tasks, and prevent interruption to critical business operations.

For more information on IT Assistant, see the *Dell OpenManage IT Assistant User's Guide* available on the Dell Support website at support.dell.com.

Supported Microsoft Windows Operating Systems for IT Assistant

Table 4-6. Supported Microsoft Windows Operating Systems for IT Assistant

	Microsoft Windows Server 2003 x86	Microsoft Windows Server 2003 R2 x86	Microsoft Windows Server 2008 x86	Microsoft Windows Server 2008 x64	Microsoft Windows Server 2008 R2 x64	Microsoft Windows XP x86	Microsoft Windows Vista x86	Microsoft Windows 7.0 x86	Microsoft Windows 7.0 x64
Edition		Web, Standard, Enterprise	Web, Standard, Enterprise	Standard	Standard, Enterprise	Professional	Business, Enterprise	Professional	Professional
Service Pack	SP2	SP2	SP2			SP3	SP2		
IT Assistant	X	X	X	X	X	X	X	X	X

 **NOTE:** IT Assistant can be installed on Dell systems running Windows 2008 R2 x64 and Windows 7.0 x64 operating systems with WOW64 component enabled.

Supported Linux Operating Systems for IT Assistant

IT Assistant cannot be installed on Dell systems running Red Hat Enterprise Linux or SUSE Linux Enterprise Server operating systems. These systems can, however, launch IT Assistant through supported browsers (Firefox version 3.0). For more information on supported browsers, see the [Supported Browsers](#) section.

Supported Virtualization Operating Systems for IT Assistant

IT Assistant can be installed on guest operating systems installed on the virtualization operating systems listed in [Table 4-6](#).

Table 4-7. Supported Virtualization Operating Systems on Physical System

Edition	VMware							Microsoft		Citrix	Citrix
	ESX 4.0 U3	ESX 4.1 U2	ESXi 4.0 U3 (HDD)	ESXi 4.0 U3 (Flash)	ESXi 4.1 U2 (HDD)	ESXi 4.1 U2 (Flash)	ESXi 5.0	Hyper-V for Windows 2008	Hyper-V R2	XenServer 5.6 FP1	XenServer 6.0
Physical System Support	X	X	X	X	X	X	X	X	X	X	X

Table 4-8. Supported Operating Systems on Virtual Systems

Operating System on Physical System	Supported Guest Operating System
VMware ESXi For the latest list, see http://www.vmware.com .	<ul style="list-style-type: none"> Microsoft Windows Vista x86 Enterprise Edition Microsoft Windows Server 2008 x86 SP2 Enterprise Edition Microsoft Windows Server 2003 x86 R2-SP2 Family Microsoft Windows XP Professional x86 SP3 Microsoft Windows 7.0 x86 Professional Edition Microsoft Windows 7.0 x64

	<ul style="list-style-type: none"> Microsoft Windows Server 2008 R2 x64
VMware ESX For the latest list, see http://www.vmware.com .	<ul style="list-style-type: none"> Microsoft Windows Vista x86 Enterprise Edition Microsoft Windows Server 2008 x86 SP2 Enterprise Edition Microsoft Windows Server 2003 x86 R2-SP2 Family Microsoft Windows XP Professional x86 SP3 Microsoft Windows 7.0 x86 Professional Edition Microsoft Windows 7.0 x64 Microsoft Windows Server 2008 R2 x64
Microsoft Hyper-V For the latest list, see http://www.microsoft.com .	<ul style="list-style-type: none"> Microsoft Windows Vista x86 Enterprise Edition Microsoft Windows Server 2008 x86 SP2 Enterprise Edition Microsoft Windows Server 2003 x86 R2-SP2 Family Microsoft Windows XP Professional x86 SP3 Microsoft Windows 7.0 x86 Professional Edition Microsoft Windows 7.0 x64 Microsoft Windows Server 2008 R2 x64

Supported Systems for RACADM

RACADM is a command-line utility that enables administrators to configure and replicate settings across multiple Dell remote access controllers (DRACs). The RACADM utility supports operations through the use of command-line parameters, switches, and a configuration file that contains all data required to configure a DRAC.

Supported Microsoft Windows Operating Systems for the RACADM Utility

An X in the operating system column indicates support for the RACADM utility.

Table 4-9. Supported Microsoft Windows Operating Systems for RACADM

	Microsoft Windows Server 2003 x86	Microsoft Windows Server 2003 x64	Microsoft Windows Server 2008 x86	Microsoft Windows Server 2008 x64	Microsoft Windows Server 2008 R2 x64	Microsoft Windows XP x86	Microsoft Windows Vista x86	Microsoft Windows Vista x64	Microsoft Windows 7 x86	Microsoft Windows 7 x64	Microsoft Windows Preinstallation Environment 2005	Microsoft Windows Preinstallation Environment 2.0 x86	Microsoft Windows Preinstallation Environment 2.0 x64
Service Pack	SP2	SP2	SP2	SP2		SP3	SP2	SP2					
Remote RACADM	X	X	X	X	X	X	X	X	X	X			
Local RACADM	X	X	X	X	X						X	X	X

Supported Linux Operating Systems for the RACADM Utility

An X in the operating system column indicates support for the RACADM utility.

Table 4-10. Supported Linux Operating Systems for RACADM

	SUSE Linux Enterprise Server 10 (x86_64) SP4	SUSE Linux Enterprise Server 11 (x86_64) SP1	Red Hat Enterprise Linux 5.5 x86	Red Hat Enterprise Linux 5.5 x86_64	Red Hat Enterprise Linux 5.7 x86	Red Hat Enterprise Linux 5.7 x86_64	Red Hat Enterprise Linux 6.0 x86_64	Red Hat Enterprise Linux 6.1 x86_64
Remote RACADM	X	X	X	X	X	X	X	X
Local RACADM	X	X	X	X	X	X	X	X

Supported ESX Operating Systems for the RACADM Utility

An X in the operating system column indicates support for the RACADM utility.

Table 4-11. Supported ESX Operating Systems for RACADM

	VMware ESX 4.0 U2	VMware ESX 4.1 U2	Citrix XenServer 6.0
Remote RACADM	X	X	X
Local RACADM	X	X	X

Supported Microsoft Operating Systems for the RACADM Utility

An X in the operating system column indicates support for the RACADM utility.

Table 4-12. Supported Microsoft Operating Systems for RACADM

	Microsoft	
	Hyper-V	Hyper-V R2
Remote RACADM	X	X
Local RACADM	X	X

Supported Systems for VMCLI and iVMCLI

Supported Microsoft Windows Operating Systems for VMCLI and iVMCLI

An X in the operating system column indicates support for the VMCLI and iVMCLI.

Table 4-13. Supported Microsoft Windows Operating Systems for VMCLI and iVMCLI

	Microsoft Windows Server 2003 x86	Microsoft Windows Server 2003 x64	Microsoft Windows Server 2008 x86	Microsoft Windows Server 2008 x64	Microsoft Windows Server 2008 R2 x64	Microsoft Windows XP x86	Microsoft Windows Vista x86	Microsoft Windows Vista x64	Microsoft Windows 7.0 x86	Microsoft Windows 7.0 x64
Edition										
Service Pack	SP2	SP2	SP2	SP2		SP3	SP2	SP2		
VMCLI and iVMCLI	X	X	X	X	X	X	X	X	X	X

Supported Linux Operating Systems for the VMCLI and iVMCLI

An X in the operating system column indicates support for the VMCLI and iVMCLI utility.

Table 4-14. Supported Linux Operating Systems for VMCLI and iVMCLI

	SUSE Linux Enterprise Server 10 (x86_64) SP4	SUSE Linux Enterprise Server 11 (x86_64) SP1	Red Hat Enterprise Linux 5.5 x86	Red Hat Enterprise Linux 5.5 x86_64	Red Hat Enterprise Linux 5.7 x86	Red Hat Enterprise Linux 5.7 x86_64	Red Hat Enterprise Linux 6.0 x86_64	Red Hat Enterprise Linux 6.1 x86_64
VMCLI and iVMCLI	X	X	X	X	X	X	X	X

Supported Systems for IPMI Tool Out-of- Band

BMC Management Utility (BMU) is a utility to access Baseboard Management Controller (BMC) and perform management activities. BMU allows remote, out-of-band LAN and/or serial port power control, event log access, and console redirection.

IPMITool is a Command Line Interface (CLI) utility that helps in configuring and managing devices using the IPMI version 1.5 and later protocol. IPMITool supports out-of-band (OOB) access (over a LAN or through the serial port) to a single system at a time. IPMITool also supports in-band access.

For more information on BMU and IPMITool out-of-band, see the *Dell OpenManage Baseboard Management Controller Utilities User's Guide* available on the Dell Support website at support.dell.com.

Supported Microsoft Windows Operating Systems for IPMI Tool Out-of-Band

An X in the operating system column indicates IPMITool out-of-band support.

Table 4-15. Supported Microsoft Windows Operating Systems for BMU and IPMI Tool Out-of-Band

	Microsoft Windows Server 2003 3x86	Microsoft Windows Server 2003 x64	Microsoft Windows Server 2008 x86	Microsoft Windows Server 2008 x64	Microsoft Windows Server 2008 R2 x64	Microsoft Windows XP x86	Microsoft Windows Vista x64	Microsoft Windows Vista x64	Microsoft Windows 7.0 x86	Microsoft Windows 7.0 x64
Service Pack	SP2	SP2	SP2	SP2		SP3	SP2	SP2		
IPMI Tool Out-of-Band	X	X	X	X	X	X	X	X	X	X

Supported Linux Operating Systems for IPMI Tool Out-of-Band

An X in the operating system column indicates IPMITool.

Table 4-16. Supported Linux Operating Systems for IPMI Tool

	SUSE Linux Enterprise Server 10 (x86_64) SP4	SUSE Linux Enterprise Server 11 (x86_64) SP1	Red Hat Enterprise Linux 5.5 x86	Red Hat Enterprise Linux 5.5 x86_64	Red Hat Enterprise Linux 5.7 x86	Red Hat Enterprise Linux 5.7 x86_64	Red Hat Enterprise Linux 6.0 x86_64	Red Hat Enterprise Linux 6.1 x86_64

IPMITool Out-of-Band	X	X	X	X	X	X	X	X
----------------------	---	---	---	---	---	---	---	---

Supported Microsoft Windows Operating Systems for IPMITool

An X in the operating system column indicates IPMITool support.

Table 4-17. Supported Microsoft Windows Operating Systems for IPMITool

	Microsoft Windows Server 2003 x86	Microsoft Windows Server 2003 x64	Microsoft Windows Server 2008 x86	Microsoft Windows Server 2008 x64	Microsoft Windows Server 2008 R2 x64	Microsoft Windows XP x86	Microsoft Windows Vista x86	Microsoft Windows Vista x64	Microsoft Windows 7.0 x86	Microsoft Windows 7.0 x64
Service Pack	SP2	SP2	SP2	SP2		SP3	SP2	SP2		
IPMITool	X	X	X	X	X	X	X	X	X	X

Supported Linux Operating Systems for IPMITool

An X in the operating system column indicates BMU support.

Table 4-18. Supported Linux Operating Systems for BMU

	SUSE Linux Enterprise Server 10 (x86_64) SP4	SUSE Linux Enterprise Server 11 (x86_64) SP1	Red Hat Enterprise Linux 5.5 x86	Red Hat Enterprise Linux 5.5 x86_64	Red Hat Enterprise Linux 5.7 x86	Red Hat Enterprise Linux 5.7 x86_64	Red Hat Enterprise Linux 6.0 x86_64	Red Hat Enterprise Linux 6.1 x86_64
IPMITool	X	X	X	X	X	X	X	X

Supported Virtualization Operating Systems for IPMITool

An X in the operating system column indicates IPMITool support.

Table 4-19. Supported ESX Operating Systems for IPMITool

	VMware		Citrix	Microsoft	
Edition	ESX 4.0 U2	ESX 4.1 U2	Xenserver 6.0	Hyper-V	Hyper-V R2
IPMITool	X	X	X	X	X

Supported Systems for IPMITool In-Band

IPMITool in-band also helps in configuring and managing devices.

For more information on IPMITool, see the *Dell OpenManage Baseboard Management Controller Utilities User's Guide* available on the Dell Support website at support.dell.com.

Supported Microsoft Windows Operating Systems for IPMITool In-Band

An X in the operating system column indicates IPMITool in-band support.

Table 4-20. Supported Microsoft Windows Operating Systems for IPMITool In-Band

	Microsoft Windows Server 2003 x86	Microsoft Windows Server 2003 x64	Microsoft Windows Server 2008 x86	Microsoft Windows Server 2008 x64	Microsoft Windows Server 2008 R2 x64	Microsoft Windows XP x86	Microsoft Windows Vista x86	Microsoft Windows Vista x64	Microsoft Windows 7.0 x86	Microsoft Windows 7.0 x64
Edition										
Service Pack	SP2	SP2	SP2	SP2		SP3	SP2	SP2		
IPMITool In-Band	X	X	X	X	X	X	X	X	X	X

Supported Linux Operating Systems for IPMITool In-Band

An X in the operating system column indicates IPMITool in-band support.

Table 4-21. Supported Linux Operating Systems for IPMITool In-Band

	SUSE Linux Enterprise Server 10 (x86_64) SP4	SUSE Linux Enterprise Server 11 (x86_64) SP1	Red Hat Enterprise Linux 5.5 x86	Red Hat Enterprise Linux 5.5 x86_64	Red Hat Enterprise Linux 5.7 x86	Red Hat Enterprise Linux 5.7 x86_64	Red Hat Enterprise Linux 6.0 x86_64	Red Hat Enterprise Linux 6.1 x86_64
IPMITool In-Band	X	X	X	X	X	X	X	X

[Back to Contents Page](#)

[Back to Contents Page](#)

Lifecycle Controller — Supported Dell Systems and Operating Systems

Dell Systems Management Software Support Matrix Version 6.5 A02

The Dell Lifecycle Controller provides advanced embedded systems management and is delivered as part of iDRAC Express card and embedded Unified Extensible Firmware Interface (UEFI) applications in the 11th generation Dell servers. The Lifecycle Controller software components are built upon the integrated Dell Remote Access Controller 6 (iDRAC6) Express card and the Unified Extensible Firmware Infrastructure (UEFI) system firmware. The iDRAC6 works with the UEFI firmware to access and manage every aspect of the hardware, including component and subsystem management that is beyond the traditional BMC (Baseboard Management Controller) capabilities. The UEFI environment provides the local console interface and the infrastructure for locally managed system components. It simplifies the end-to-end server lifecycle management.

The Dell Lifecycle Controller has the following components:

- Unified Server Configurator (USC) — USC supports diagnostics and Operating System Deployment in a one-to-one method.
- Unified Server Configurator-Lifecycle Controller Enabled (USC-LCE) — USC enables systems management in a one-to-one method with full functionalities.
- Remote Services — Remote Services enables remote systems management in a one-to-many method.

Supported Dell Systems and Operating Systems for Windows for USC and USC-LCE

Table 9-1. Supported Dell Systems and Operating Systems for Windows for USC and USC-LCE

- A X in the intersection of the operating system and the Dell system columns indicates support for USC-LCE.
- An * in the intersection of the operating system and the Dell system columns indicates support for USC.

USC-LCE is supported on the following servers only if iDRAC6 Express card is installed on the servers: NX200, R210, R310, R410, R415, R510, R515, R610, T310, T410

Dell System				Microsoft Windows Server 2008 R2 x64	Microsoft Windows Server 2008 R2 x64	Microsoft Windows Server 2008 x86 and x64	Microsoft Windows Server 2008 x86 and x64	Microsoft Windows Small Business Server 2011	Microsoft Windows Server 2003 R2 x86 and x64	Microsoft Windows Server 2003	Microsoft Windows Server 2008 R1 and R2	Microsoft Windows Storage Server 2008	Microsoft Windows Storage Server 2008	Microsoft Windows Storage Server 2008	Microsoft Windows Storage Server 2008
	Edition	Data Center	Web	Foundation Standard, and Enterprise,	Foundation Standard, and Enterprise	Foundation, Standard, and Enterprise	Standard and Enterprise	Standard, Premium Add-on	Standard and Enterprise	Compute Cluster Edition	HPC Edition	Basic	Standard	Enterprise	Workgroup
	Service Pack				SP1	SP2	SP1		SP2			SP2	SP2	SP2	SP2
R210				X	X	X	X	X	X	X	X				
R210 II				X	X	X	X	X			X				
R310				X	X	X	X	X	X	X	X				
R410				X	X	X	X	X	X	X	X				
R415				X	X	X	X	X	X	X	X				
R510				X	X	X	X	X	X	X	X				
R515				X	X	X	X	X	X	X	X				
R610				X	X	X	X	X	X	X	X				
R710				X	X	X	X	X	X	X	X				
R715				X	X	X	X	X	X	X	X				
R810				X	X	X	X		X	X	X				
R815				X	X	X	X		X	X	X				
M910				X	X	X	X		X	X	X				
M610				X	X	X	X		X	X	X				
M610x				X	X	X	X		X	X	X				
M710				X	X	X	X		X	X	X				
M710HD				X	X	X	X		X	X	X				
M915				X	X	X	X		X	X	X				
T110				X	X	X	X	X	X	X	X				
T110 II				X	X	X	X	X			X				
T310				X	X	X	X	X	X	X	X				
T410				X	X	X	X	X	X	X	X				
T610				X	X	X	X	X	X	X	X				
T710				X	X	X	X	X	X	X	X				
PowerVault DL2100						X	X								
PowerVault DL2200				X	X	X	X								
PowerVault NX200												X			
PowerVault NX300													X		X
PowerVault NX3000													X	X	
PowerVault NX3100													X		
PowerVault															

NX3500

Supported Dell Systems and Operating Systems for Linux for USC and USC-LCE

Table 9-2. Supported Dell Systems and Operating Systems for Linux for USC and USC-LCE

Dell System	SUSE Linux Enterprise Server 10 (x86_64) SP4	SUSE Linux Enterprise Server 11 (x86_64) SP1	Red Hat Enterprise Linux 5.5 x86	Red Hat Enterprise Linux 5.5 x86_64	Red Hat Enterprise Linux 5.7 x86	Red Hat Enterprise Linux 5.7 x86_64	Red Hat Enterprise Linux 6.0 x86_64	Red Hat Enterprise Linux 6.1 x86_64
R210		X	X	X			X	X
R210 II		X					X	X
R310		X	X	X			X	X
R410		X	X	X			X	X
R415	X	X		X	X	X	X	X
R510		X	X	X			X	X
R515	X	X		X	X	X	X	X
R610		X	X	X			X	X
R710		X	X	X			X	X
R715	X	X	X	X	X	X	X	X
R810		X	X	X			X	X
R815	X	X		X	X	X	X	X
M910		X	X	X			X	X
M610		X	X	X			X	X
M610x		X	X	X			X	X
M710		X	X	X			X	X
M710HD		X	X	X			X	X
M915		X	X	X			X	X
T110		X	X	X			X	X
T110 II		X					X	X
T310		X	X	X			X	X
T410		X	X	X			X	X
T610		X	X	X	X	X	X	X
T710		X	X	X				
PowerVault DX6000				X				

Supported Dell Systems and Operating Systems for Virtualization for USC and USC-LCE

Table 9-3. Supported Dell Systems and Operating Systems for Virtualization for USC and USC-LCE

Dell System	VMware					Microsoft		Citrix	
	ESX 4.0 U3	ESX 4.1 U2	ESXi 4.0 U3 HDD	ESXi 4.1 U2 HDD	ESXi 5.0	Hyper-V for Windows 2008	Hyper-V R2	XenServer 5.6 FP1 HDD	XenServer 6.0
R210			X	X	X	X	X	X	
R210 II				X	X	X	X	X	
R310			X	X	X	X	X	X	
R410			X	X	X	X	X	X	
R415			X	X	X	X	X	X	
R510			X	X	X	X	X	X	
R515			X	X	X	X	X	X	
R610			X	X	X	X	X	X	
R710			X	X	X	X	X	X	
R715			X	X	X	X	X	X	
R810			X	X	X	X	X	X	
R815			X	X	X	X	X	X	
M910			X	X	X	X	X	X	
M610			X	X	X	X	X	X	
M610x			X	X	X	X	X	X	
M710			X	X	X	X	X	X	

M710HD			X	X	X	X	X	X	
M915			X	X	X	X	X	X	
T110			X	X	X	X	X	X	
T110 II				X	X			X	
T310			X	X	X	X	X	X	
T410			X	X	X	X	X	X	
T610			X	X	X	X	X	X	
T710			X	X	X	X	X		

[Back to Contents Page](#)

[Back to Contents Page](#)

Supported Dell Remote Access Controllers and Solutions

Dell Systems Management Software Support Matrix Version 6.5 A02

Dell Remote Access Controller (DRAC) is a systems management hardware and software solution designed to provide remote management capabilities, crashed system recovery, and power control functions.

By communicating with the system's Baseboard Management Controller (BMC), the DRAC (when installed) can be configured to send e-mail alerts for warnings or errors related to voltages, temperatures, intrusion, and fan speeds. DRAC also logs event data and the most recent crash screen (for systems running the Microsoft Windows operating system only) to help diagnose the probable cause of a system crash.

For more information on DRAC or iDRAC, see the *Dell Remote Access Controller User's Guide* or the *Integrated Dell Remote Access Controller User's Guide* available on the Dell Support website at support.dell.com/manuals.

Supported Remote Access Controller versions and firmware, as well as supported BMC IPMI protocol versions, are listed in [Table 5-1](#) and [Table 5-2](#). The tables list the following DRAC types:

- Integrated Dell Remote Access Controller 6 (iDRAC6)
- Integrated Dell Remote Access Controller (iDRAC)
- Dell Remote Access Controller 5 (DRAC 5)
- Dell Remote Access Controller/Modular Computer (DRAC/MC)
- Dell Remote Access Controller 4 (DRAC 4)
- Dell Chassis Management Controller (CMC)

Table 5-1. Supported Remote Access Controllers and Solutions for Blade Servers

Dell System	DRACs		CMC Firmware Version	BMC Firmware Version	Supported IPMI Protocol Versions
	DRAC Type	Supported DRAC Firmware Version			
M600	iDRAC	1.60	3.20		2.2
M605	iDRAC	1.60	3.20	N/A	2.2
M610	iDRAC6	3.30	3.20	N/A	2.2
M710	iDRAC6	3.30	3.20	N/A	2.2
M610x	iDRAC6	3.30	3.20	N/A	2.2
M710HD	iDRAC6	3.30	3.20	N/A	2.2
M805	iDRAC	1.60	3.20	N/A	2.2
M905	iDRAC	1.60	3.20	N/A	2.2
M910	iDRAC6	3.30	3.20	N/A	2.2
1955	DRAC/MC	1.5	N/A	2.03	2.0
1855	DRAC/MC	1.5	N/A	1.01 or later	1.5

Table 5-2. Supported Remote Access Controllers and Solutions for Rack and Tower Servers

Dell System	DRACs		BMC Firmware Version	Supported IPMI Protocol Versions
	DRAC Type	Supported DRAC Firmware		

		Version		
R200	DRAC 4	1.75	1.29 or later	2.0
R210	iDRAC6	1.80	N/A	2.0
R210 II	iDRAC6	1.80	1.80	2.0
R300	DRAC 5	1.60	2.34	2.0
R310	iDRAC6	1.80	N/A	2.0
R410	iDRAC6	1.80	N/A	2.0
R415	iDRAC6	1.80	1.80	2.0
R510	iDRAC6	1.80	N/A	2.0
R515	iDRAC6	1.80	1.80	2.0
R610	iDRAC6	1.80	N/A	2.0
R710	iDRAC6	1.80	N/A	2.0
R715	iDRAC6	1.80	N/A	2.0
R805	DRAC 5	1.60	2.38	2.0
R810	iDRAC6	1.80	N/A	2.0
R815	iDRAC6	1.80	N/A	2.0
R900	DRAC 5	1.60	2.32	2.0
R905	DRAC 5	1.60	2.31	2.0
R910	iDRAC6	1.80	N/A	2.0
T100	DRAC 5	1.60	1.29 or later	2.0
T105	DRAC 5	1.60	1.29 or later	2.0
T110	No iDRAC support		N/A	2.0
T110 II	No iDRAC support		1.80	2.0
T300	DRAC 5	1.60	2.34	2.0
T310	iDRAC6	1.80	N/A	2.0
T410	iDRAC6	1.80	1.80	2.0
T605	DRAC 5	1.60	2.30	2.0
T610	iDRAC6	1.80	N/A	2.0
T710	iDRAC6	1.80	N/A	2.0
6950	DRAC 5	1.60	2.29	2.0
2970	DRAC 5	1.60	2.29	2.0
2950	DRAC 5	1.60	2.28	2.0
2900	DRAC 5	1.60	2.28	2.0
1955	DRAC/MC	1.50	2.03	2.0
1950	DRAC 5	1.60	2.28	2.0
1900	DRAC 5	1.60	2.29	1.5
6850	DRAC 4	1.75	1.40 or later	1.5
6800	DRAC 4	1.75	1.40 or later	1.5
2850	DRAC 4	1.75	1.23 or later	1.5
2800	DRAC 4	1.75	1.23 or later	1.5
1855	DRAC/MC	1.5	1.01 or later	1.5
1800	DRAC 4	1.75	1.23 or later	1.5
860	DRAC 4	1.75	1.67 or later	1.5
850	DRAC 4	1.75	1.44 or later	1.5
	DRAC 4	1.75	1.67 or	1.5

840			later	
830	DRAC 4	1.75	1.44 or later	1.5
800	DRAC 4	1.75	1.30 or later	1.5
PowerVault DL2000	DRAC 5	1.60	1.29 or later	2.0
PowerVault DL2200	iDRAC6	1.80	N/A	2.0
PowerVault NX3000	iDRAC6	1.80	N/A	2.0
PowerVault NX3100	iDRAC6	1.80	N/A	
PowerVault NX200	iDRAC6	1.80	N/A	2.0
PowerVault NX300	iDRAC6	1.80	N/A	2.0
PowerVault DL2100	iDRAC6	1.80	NA	2.0
PowerVault DX6000	iDRAC6	1.80	NA	2.0
EqualLogic FS7500	iDRAC6	1.80	NA	2.0
SC1435			2.29	2.0
SC1430				
SC1425			1.30 or later	1.5

[Back to Contents Page](#)